



AUGUST, 2023 EDITION

**PRESSURE REGULATORS, VALVES,
AND GAS DELIVERY SYSTEMS**

A PREMIER INDUSTRIES PUBLICATION

*Copyright © 2022 Premier Industries
All rights reserved.
Printed in the USA*

**AMERICAN MADE.
INNOVATIVE.
RELIABLE.
ECONOMICAL.
PREMIER.**

PREMIER REGULATORS, VALVES, & GAS DELIVERY SYSTEMS

LEADING EDGE DESIGNS WITH A PERSONAL TOUCH.

Premier Industries was established in 1995 as a designer and manufacturer of proprietary specialty gas and hydraulic regulators, valves, and systems, which now service a diverse market worldwide.

We offer a standard product line, alongside custom engineering to meet the demands of a diverse client base and are continually adding new technology and processes to meet the evolving needs of the market.

We manufacture and test all our equipment to meet rigid specifications while keeping in mind the distinctive needs and expectations of our customers. It is our goal to offer cutting-edge designs with a personal touch.

WE'RE EXPERIENCED AND RESPONSIVE.

Our customers know that if they have a question, they can pick up the phone and give us a call. No automated messaging systems here. We have a team of engineers with over 100 years of regulator design experience ready to assist you. We are always pushing for more sophisticated processes, working on leading-edge designs, while striving to remain personable and responsive.


CUSTOM ENGINEERING & TAILORED SOLUTIONS.

If you do not see a standard Premier model that suits your needs, please contact us; we would be happy to help you with a custom design or modification.

Our regulators are offered in a variety of materials (with varying weights, strengths, degrees of corrosion resistance, etc.), flow capacities, and inlet/outlet pressure ranges. With the flexibility of optional port alignments, port sizes/types, relief and shut off valves, etc. Premier regulators provide maximum versatility and compatibility for your application.

VERTICALLY INTEGRATED LOW-OVERHEAD MANUFACTURING.





From engineering, to programming and testing, We are proud to be a vertically integrated company that has the ability and means to produce high quality, American made products from concept to completion.



CONTENTS





High Pressure, Pressure Reducing Regulators.	8
High Flow, Pressure Reducing Regulators.	16
Cylinder & Line, Pressure Reducing Regulators.	19
Transportable, Pressure Reducing Regulators.	22
High Pressure, Back Pressure Regulators.	25
Misc., Back Pressure Regulators.	28
Specialty, Pressure Regulators.	30
Valves & Accessories.	31
Manifolds & Changeovers.	34

HIGH PRESSURE. PRESSURE REDUCING REGULATORS.

SERIES	FEATURES	MAX INLET PRESSURE	FLOW CAPACITY	BODY MATERIAL
3400 SERIES 	<ul style="list-style-type: none"> • Great sensitivity • Large elastomeric diaphragm • Self-venting and non-venting options • Optional panel mounting bracket 	6000 psig / 413.7 bar	Cv: 0.08 Cv: 0.20	2024-T351 Aluminum SAE 360 brass 316 Stainless Steel
3500 SERIES 	<ul style="list-style-type: none"> • Designed for gas media • Piston sensed • 15 micron sintered 316 SST inlet filter • Piston Sensed • Non-venting • Optional acorn nut (preset outlet pressure) • Three knob styles • Minimal soft goods 	6000 psig / 413.7 bar	Cv: 0.06 Cv: 0.2	6061-T6 Aluminum, Nickel plated SAE 360 brass, Nickel Plated 303 Stainless Steel 316 Stainless Steel Monel®
3500DL SERIES 	<ul style="list-style-type: none"> • Designed for gas media • Dome loaded • 15 micron sintered 316 SST inlet filter • Piston Sensed • Captured venting • Compatible with electro-pneumatic controllers • 1:1 loader 	6000 psig / 413.7 bar	Cv: 0.06 Cv: 0.2	6061-T6 Aluminum, Clear Anodized 303 Stainless Steel 316 Stainless Steel
3500AL SERIES 	<ul style="list-style-type: none"> • Designed for gas media • Air loaded • Piston Sensed • Captured venting • Compatible with electro-pneumatic controllers • Load ratios: 1:2, 1:3, 1:4 • 2 or 4 port designs 	6000 psig / 413.7 bar	Cv: 0.06 Cv: 0.2	6061-T6 Aluminum, Clear Anodized 303 Stainless Steel 316 Stainless Steel

Monel® is a registered trademark of Special Metals Corporation.

HIGH PRESSURE. PRESSURE REDUCING REGULATORS.

SERIES	FEATURES	MAX INLET PRESSURE	FLOW CAPACITY	BODY MATERIAL
6500 SERIES 	<ul style="list-style-type: none"> Hydraulic Piston Sensed Non-venting Optional acorn nut (preset outlet pressure) Minimal soft goods 3 knob styles: basic, fluted, and tee handle 	6000 psig / 413.7 bar	Cv: 0.06 Cv: 0.2	6061-T6 Aluminum, Nickel plated SAE 360 brass, Nickel Plated 303 Stainless Steel 316 Stainless Steel Monel®
6500DL SERIES 	<ul style="list-style-type: none"> Hydraulic Dome loaded (1:1) Piston Sensed Captured venting Compatible with electro-pneumatic controllers 1000 psig (68.95 bar) max dome load 	6000 psig / 413.7 bar	Cv: 0.06 Cv: 0.2	6061-T6 Aluminum, Clear Anodized 303 Stainless Steel 316 Stainless Steel
6500AL SERIES 	<ul style="list-style-type: none"> Hydraulic Air loaded Piston Sensed Captured venting Compatible with electro-pneumatic controllers Load ratios: 1:2, 1:3, 1:4 2 or 4 port designs 	6000 psig / 413.7 bar	Cv: 0.06 Cv: 0.2	6061-T6 Aluminum, Clear Anodized 303 Stainless Steel 316 Stainless Steel
4600 SERIES 	<ul style="list-style-type: none"> Two stage Piston Sensed Stable set pressures 1st stage valve seat: Vespel® 2nd stage valve seat PCTFE 	6000 psig / 413.7 bar	Cv: 0.06 Cv: 0.2	316 Stainless Steel





Vespel® is a registered trademark of E.I. de Pont de Nemours and Company

HIGH PRESSURE. PRESSURE REDUCING REGULATORS.





SERIES	FEATURES	MAX INLET PRESSURE	FLOW CAPACITY	BODY MATERIAL
3560 SERIES 	<ul style="list-style-type: none"> • Miniature Pneumatic • Captured-venting • Compact, piston sensed • Rear mounting holes std. • Vespel®/PEEK®/PCTFE seat 	10000 psig / 689.48 bar	Cv: 0.06 Cv: 0.2	316 Stainless Steel 303 Stainless Steel
6560 SERIES 	<ul style="list-style-type: none"> • Miniature Hydraulic • Captured-venting • Compact, piston sensed • Rear mounting holes std. • Vespel® PEEK® or 17-4 & 440C Stainless steel seat 	10000 psig / 689.48 bar	Cv: 0.06 Cv: 0.2	316 Stainless Steel 303 Stainless Steel
3000 SERIES 	<ul style="list-style-type: none"> • Designed for gas media • Self venting, piston sensed • 15 micron sintered 316 SST inlet filter • Optional captured venting • Dome loaded & Air loaded designs available • Optional acorn nut 	10000 psig / 689.5 bar (316 SST) 6000 psig / 413.7 bar (Brass & Aluminum)	Cv: 0.06 Cv: 0.2	SAE 360 brass 316 Stainless Steel 6061-T6 Aluminum
3000AL SERIES 	<ul style="list-style-type: none"> • Designed for gas media • Air loaded, Piston Sensed • 15 micron sintered 316 SST inlet filter • Optional captured venting • Compatible with electro-pneumatic controllers 	10000 psig / 689.5 bar (316 SST) 6000 psig / 413.7 bar (Brass)	Cv: 0.06 Cv: 0.12 Cv: 0.2	SAE 360 brass 316 Stainless Steel
3000DL SERIES 	<ul style="list-style-type: none"> • Designed for gas media • Dome loaded • Piston Sensed • Optional panel mounting nuts • Compatible with electro-pneumatic controllers 	10000 psig / 689.5 bar	Cv: 0.06 Cv: 0.12 Cv: 0.2 Cv: 0.3	316 Stainless Steel

Vespel® is a registered trademark of E.I. de Pont de Nemours and Company
 PEEK® is a registered trademark of Victrex PLC

HIGH PRESSURE. PRESSURE REDUCING REGULATORS.






SERIES	FEATURES	MAX INLET PRESSURE	FLOW CAPACITY	BODY MATERIAL
6000 SERIES 	<ul style="list-style-type: none"> Hydraulic Piston Sensed Adjustable captured venting Air loaded design available Optional acorn nut Non-venting design available 	10000 psig / 689.5 bar	Cv: 0.06 Cv: 0.12 Cv: 0.2	316 Stainless Steel
6000AL SERIES 	<ul style="list-style-type: none"> Hydraulic Piston Sensed Captured venting Air loaded Compatible with electro-pneumatic controllers 	10000 psig / 689.5 bar 6000 psig / 413.7 bar (Brass)	Cv: 0.06 Cv: 0.12 Cv: 0.2	316 Stainless Steel
6000DL SERIES 	<ul style="list-style-type: none"> Hydraulic Piston Sensed Captured venting Dome loaded Compatible with electro-pneumatic controllers 	10000 psig / 689.5 bar	Cv: 0.06 Cv: 0.12 Cv: 0.2 Cv: 0.3	316 Stainless Steel
6000FL SERIES 	<ul style="list-style-type: none"> Hydraulic Piston Sensed Raised face, welded neck flange connections 1" nominal pipe size Captured venting ANSI B16.5 class 1500 forged flange 	3000 psig / 206.84 bar	Cv: 0.06	17-4 Stainless Steel 316 Stainless Steel

HIGH PRESSURE. PRESSURE REDUCING REGULATORS.

SERIES	FEATURES	MAX INLET PRESSURE	FLOW CAPACITY	BODY MATERIAL
3016 SERIES 	<ul style="list-style-type: none"> Designed for gas media High flow Piston Sensed Self venting Optional captured venting Air loaded & dome loaded designs available 	10000 psig / 689.5 bar <i>(Stainless Steel)</i> 6000 psig / 413.7 bar <i>(Brass)</i>	Cv: 1.0 Cv: 2.0	SAE 360 brass 316 Stainless Steel 17-4 Stainless Steel Monel®
3016AL SERIES 	<ul style="list-style-type: none"> High flow Piston Sensed Captured venting Air loaded Balanced stem for increased outlet pressure stability 	10000 psig / 689.5 bar <i>(See data sheet)</i> 6000 psig / 413.7 bar <i>(See data sheet)</i>	Cv: 1.0	SAE 360 brass 316 Stainless Steel 303 Stainless Steel
3016DL SERIES 	<ul style="list-style-type: none"> High flow Piston Sensed Optional captured venting Dome loaded 	10000 psig / 689.5 bar <i>(See data sheet)</i> 6000 psig / 413.7 bar <i>(See data sheet)</i>	Cv: 1.0 Cv: 2.0	SAE 360 brass 316 Stainless Steel 303 Stainless Steel
3020 SERIES 	<ul style="list-style-type: none"> Designed for gas media 15 micron stainless steel valve cartridge filter Piston Sensed Captured venting Low-torque hand knob 	10000 psig / 689.5 bar <i>(Stainless Steel)</i> 6000 psig / 413.7 bar <i>(Brass)</i>	Cv: 0.06 Cv: 0.12 Cv: 0.2	SAE 360 brass 316 Stainless Steel

Vespel® is a registered trademark of E.I. de Pont de Nemours and Company.
 Monel® is a registered trademark of Special Metals Corporation.

HIGH PRESSURE. PRESSURE REDUCING REGULATORS.




SERIES	FEATURES	MAX INLET PRESSURE	FLOW CAPACITY	BODY MATERIAL
6020 SERIES 	<ul style="list-style-type: none"> Hydraulic Piston Sensed Captured venting Low-torque hand knob 	10000 psig / 689.5 bar <i>(Stainless Steel)</i>	Cv: 0.06 Cv: 0.12 Cv: 0.2	SAE 360 brass 316 Stainless Steel
3023 SERIES 	<ul style="list-style-type: none"> Designed for gas media Captured venting Piston Sensed Vespel® seat Optional panel mounting nuts 	15000 psig / 1034.21 bar	Cv: 0.06 Cv: 0.12	316 Stainless Steel
3023AL SERIES 	<ul style="list-style-type: none"> Designed for gas media Air loaded, Piston Sensed Compatible with electro-pneumatic controllers Captured venting Optional panel mounting nuts & gauges 	15000 psig / 1034.21 bar	Cv: 0.06 Cv: 0.12	316 Stainless Steel
6023 SERIES 	<ul style="list-style-type: none"> Hydraulic Piston sensed Captured venting Choice of 17-4 stainless steel or Vespel® seat Optional panel mounting nuts 	15000 psig / 1034.21 bar	Cv: 0.06 Cv: 0.12	316 Stainless Steel
6023AL SERIES 	<ul style="list-style-type: none"> Hydraulic, air loaded Captured venting 17-4 Stainless Steel, hardened or Vespel® seat Optional panel mounting nuts 	15000 psig / 1034.21 bar	Cv: 0.06 Cv: 0.12	316 Stainless Steel

Vespel® is a registered trademark of E.I.dePont de Nemours and Company






HIGH PRESSURE. PRESSURE REDUCING REGULATORS.

SERIES	FEATURES	MAX INLET PRESSURE	FLOW CAPACITY	BODY MATERIAL
6023DL SERIES 	<ul style="list-style-type: none"> Hydraulic, dome loaded Captured venting 17-4 Stainless Steel, hardened or Vespel® seat Optional panel mounting bracket 	15000 psig / 1034.21 bar	Cv: 0.06 Cv: 0.12 Cv: 0.20	316 Stainless Steel
3025 SERIES 	<ul style="list-style-type: none"> Piston Sensed Pneumatic Captured venting 17-4 Stainless Steel hardened valves Air loaded designs available 	20000 psig / 1378.95 bar	Cv: 0.04	17-4 Stainless Steel
3025AL SERIES 	<ul style="list-style-type: none"> Piston Sensed Air loaded Captured venting 17-4 Stainless Steel hardened valves Compatible w/ electro-pneumatic controllers 	20000 psig / 1378.95 bar	Cv: 0.043	17-4 Stainless Steel
3025SL SERIES 	<ul style="list-style-type: none"> Four-tier air loader for compatibility with electropneumatic controllers, enabling piloted pressure control from an inert gas at low pressures (110 psig / 7.5 bar max air load) Captured Venting 	20000 psig / 1378.95 bar	Cv: 0.043	17-4 Stainless Steel
3025HPL SERIES 	<ul style="list-style-type: none"> Piston Sensed High pressure loader Captured venting 17-4 Stainless Steel hardened valves Compatible w/ electro-pneumatic controllers Max loading pressure: 1500 psig / 103.42 bar 	20000 psig / 1378.95 bar	Cv: 0.04	17-4 Stainless Steel

HIGH PRESSURE. PRESSURE REDUCING REGULATORS.






SERIES	FEATURES	MAX INLET PRESSURE	FLOW CAPACITY	BODY MATERIAL
6025 SERIES 	<ul style="list-style-type: none"> Hydraulic Piston Sensed Captured venting 17-4 Stainless Steel hardened valves Air loaded designs available 	20000 psig / 1378.95 bar	Cv: 0.06 Cv: 0.12 Cv: 0.20	17-4 Stainless Steel
6025AL SERIES 	<ul style="list-style-type: none"> Hydraulic, Piston Sensed Air loaded Captured venting 17-4 SS hardened valves Compatible w/ electro-pneumatic controllers 	20000 psig / 1378.95 bar	Cv: 0.06 Cv: 0.12 Cv: 0.20	17-4 Stainless Steel
RO.1 SERIES 	<ul style="list-style-type: none"> Roughing regulator Used with high pressure regulators for increased outlet pressure stability 7/8" hex for easy torque 	10000 psig / 689.5 bar	Cv: 0.1	316 Stainless Steel 303 Stainless Steel

HIGH FLOW. PRESSURE REDUCING REGULATORS.

SERIES	FEATURES	MAX INLET PRESSURE	FLOW CAPACITY	BODY MATERIAL
2800N SERIES 	<ul style="list-style-type: none"> • Neoprene (<i>fabric reinforced</i>) diaphragm • PCTFE seat • Stable delivery pressure • Outlet pressures up to 150 PSIG / 10.34 bar 	3000 psig / 206.84 bar	Cv: 1.0 Cv: 2.0	SAE 360 Brass SAE 360 Brass, Nickel Plated 6061-T6 Aluminum 303 Stainless Steel
2800S SERIES 	<ul style="list-style-type: none"> • 316 Stainless Steel or Neoprene (<i>fabric reinforced</i>) diaphragm • PCTFE or Vespel® seat • Outlet pressures up to 150 PSIG / 10.34 bar 	3000 psig / 206.84 bar	Cv: 1.0	SAE 360 Brass SAE 360 Brass, Nickel Plated 6061-T6 Aluminum, Clear Anodized 316 Stainless Steel
2800P SERIES 	<ul style="list-style-type: none"> • Piston sensed for increased cycle life • PCTFE or PEEK® seat • Outlet pressures up to 500 PSIG / 34.47 bar 	3000 psig / 206.84 bar	Cv: 1.0 Cv: 2.0	SAE 360 Brass, Nickel Plated 6061-T6 Aluminum, Clear Anodized 316 Stainless Steel
2800PDL SERIES 	<ul style="list-style-type: none"> • Piston sensed for increased cycle life • Dome load: 1:1, (1000 psig / 68.95 max load) • PCTFE seat • Non-venting 	3000 psig / 206.84 bar	Cv: 2.0	SAE 360 Brass 6061-T6 Aluminum, Clear Anodized 316 Stainless Steel
2860PDL SERIES 	<ul style="list-style-type: none"> • Captured venting • Dome load: 1550 PSIG (106.9 bar) max • High flow • Piston sensed • PCTFE seat 	3000 psig / 206.84 bar	Cv: 2.0	SAE 360 Brass, Nickel Plated 6061-T6 Aluminum, Clear Anodized 316 Stainless Steel 303 Stainless Steel




Vespel® is a registered trademark of E.I. de Pont de Nemours and Company
PEEK® is a registered trademark of Victrex PLC

HIGH FLOW. PRESSURE REDUCING REGULATORS.

SERIES	FEATURES	MAX INLET PRESSURE	FLOW CAPACITY	BODY MATERIAL
5000 SERIES 	<ul style="list-style-type: none"> Piston sensed Vespel® seat Outlet pressures up to 2500 psig / 6.89 bar 	4500 psig / 172.37 bar	Cv: 1.0 Cv: 2.0	303 Stainless Steel
5033DL/5060DL SERIES 	<ul style="list-style-type: none"> Dome loaded Piston sensed 1:1 dome load Optional external sensing port for improved accuracy 	10000 psig / 689.5 bar	Cv: 3.3 Cv: 6.0	316 Stainless Steel
5050 SERIES 	<ul style="list-style-type: none"> High flow Diaphragm sensed Buna-n Viton® or PTFE seat 350 PSIG / 24.13 BAR max outlet pressure 	1000 psig / 68.95 bar	Cv: 5.0	303 Stainless Steel 316 Stainless Steel Aluminum, Clear Anodize Monel 400®
5050DL SERIES 	<ul style="list-style-type: none"> Dome loaded Diaphragm sensed Buna-n seat 1:1 dome load Max dome load 100 psig / 6.89 bar 	1000 psig / 68.95 bar	Cv: 5.0	303 Stainless Steel 316 Stainless Steel Aluminum, Clear Anodize
5050DLB SERIES 	<ul style="list-style-type: none"> Dome loaded / bias spring Diaphragm sensed Buna-n seat dome load + bias spring pressure = outlet pressure Max dome load 100 psig / 6.89 bar 	1000 psig / 68.95 bar	Cv: 5.0	303 Stainless Steel 316 Stainless Steel Aluminum, Clear Anodize





Vespel® and Viton® are registered trademarks of E.I.dePont de Nemours and Company

HIGH FLOW. PRESSURE REDUCING REGULATORS.

SERIES	FEATURES	MAX INLET PRESSURE	FLOW CAPACITY	BODY MATERIAL
50120DL SERIES 	<ul style="list-style-type: none"> • Dome loaded • Piston sensed • 1:1 dome load • Optional external sensing port for improved accuracy 	6000 psig / 413.7 bar	Cv: 12.0	316 Stainless Steel
50200DL SERIES 	<ul style="list-style-type: none"> • Flow capacity (Cv): 20.0 • 1:1 dome load • Piston sensed • Optional external sensing port 	6000 psig / 413.7 bar <i>(See data sheet)</i>	Cv: 20.0	316 Stainless Steel
50300DL SERIES 	<ul style="list-style-type: none"> • Flow capacity (Cv): 30.0 • 1:1 dome load • Piston sensed • Optional external sensing port 	6000 psig / 413.7 bar <i>(Cv 2.0)</i>	Cv: 30.0	316 Stainless Steel





Monel® is a registered trademark of Special Metals Corporation.

HIGH FLOW. PRESSURE REDUCING REGULATORS.

SERIES	FEATURES	MAX INLET PRESSURE	FLOW CAPACITY	BODY MATERIAL
3016 SERIES 	<ul style="list-style-type: none"> Designed for gas media High flow Piston Sensed Self venting Optional captured venting Air loaded & dome loaded designs available 	10000 psig / 689.5 bar <i>(See data sheet)</i> 6000 psig / 413.7 bar <i>(See data sheet)</i>	Cv: 1.0 Cv: 2.0	SAE 360 brass 316 Stainless Steel 303 Stainless Steel Monel 400®
3016AL SERIES 	<ul style="list-style-type: none"> Designed for gas media High flow Piston Sensed Self venting Optional captured venting Spring loaded designs available 	10000 psig / 689.5 bar <i>(Cv 1.0)</i> 6000 psig / 413.7 bar <i>(Cv 2.0)</i>	Cv: 1.0 Cv: 2.0	316 Stainless Steel
3016DL SERIES 	<ul style="list-style-type: none"> Designed for gas media High flow Dome loaded Piston Sensed Optional captured venting Spring loaded designs available 	10000 psig / 689.5 bar <i>(Cv 1.0)</i> 6000 psig / 413.7 bar <i>(Cv 2.0)</i>	Cv: 1.0 Cv: 2.0	316 Stainless Steel 17-4 Stainless Steel
6016 SERIES 	<ul style="list-style-type: none"> Hydraulic High flow Piston Sensed Captured venting 	10000 psig / 689.5 bar <i>(Cv 1.0)</i>	Cv: 1.0	316 Stainless Steel

Monel® is a registered trademark of Special Metals Corporation.

CYLINDER AND LINE. PRESSURE REDUCING REGULATORS.






SERIES	FEATURES	MAX INLET PRESSURE	FLOW CAPACITY	BODY MATERIAL
2500 SERIES 	<ul style="list-style-type: none"> • Neoprene or 316 stainless steel diaphragm • Teflon® seat • Single stage • Outlet pressures up to 500 PSIG / 34.47 bar • 15 micron valve cartridge filter • Optional body diameters: 1.5", 1.75", & 2.0" 	3500 psig / 241.3 bar	Cv: 0.08 Cv: 0.20	SAE 360 Brass SAE 360 Brass, Nickel Plated 6061-T6 Aluminum, Clear Anodized 316 Stainless Steel Monel®
2500A SERIES 	<ul style="list-style-type: none"> • Absolute pressure regulator • Control pressures from 50 mm Hg absolute (28" Hg) to 350 psig /24.1 bar • 316 Stainless Steel diaphragm • PFA Teflon® seat • Captured bonnet vent 	3000 psig / 206.84 bar	Cv: 0.08	SAE 360 Brass, Nickel Plated
2500DL SERIES 	<ul style="list-style-type: none"> • Dome loaded • Neoprene diaphragm (0.785:1 load ratio) or 316 stainless steel diaphragm (1:1 load ratio) • PCTFE seat • Outlet pressures up to 500 PSIG / 34.47 bar 	3000 psig / 206.84 bar	Cv: 0.08 Cv: 0.20	SAE 360 Brass, Nickel Plated SAE 360 Brass 316 Stainless Steel
2500DLB SERIES 	<ul style="list-style-type: none"> • Dome loaded /bias spring • 316 stainless steel diaphragm • PCTFE seat • Outlet pressures up to 500 PSIG / 34.47 bar • Preset spring bias 	3000 psig / 206.84 bar	Cv: 0.08 Cv: 0.20	316 Stainless Steel 303 Stainless Steel Monel 405® & Elgiloy® SAE 360 Brass, Nickel Plated

Teflon® is a registered trademark of E.I.dePont de Nemours and Company





Monel® is a registered trademark of Special Metals Corporation

Elgiloy® is a registered trademark of Elgiloy Specialty Metals Division, Combined Metals of Chicago L.L.C

CYLINDER AND LINE. PRESSURE REDUCING REGULATORS.





SERIES	FEATURES	MAX INLET PRESSURE	FLOW CAPACITY	BODY MATERIAL
2510 SERIES 	<ul style="list-style-type: none"> • Reduced decaying inlet characteristic in a single stage design • Neoprene or 316 stainless steel diaphragm • PCTFE, or PTFE seat • Outlet pressures up to 500 PSIG / 34.47 bar 	3500 psig / 241.3 bar	Cv: 0.20	SAE 360 Brass, Nickel Plated SAE 360 Brass 303 Stainless Steel 316 Stainless Steel
2550 SERIES 	<ul style="list-style-type: none"> • High sensitivity • 316 stainless steel or neoprene diaphragm • Teflon® seat • Outlet pressures up to 250 PSIG / 17.24 bar 	3000 psig / 206.84 bar	Cv: 0.08 <i>(standard)</i> Cv: 0.2	SAE 360 Brass SAE 360 Brass, Nickel Plated 6061-T6 Aluminum, Clear Anodized 316 Stainless Steel
2550A SERIES 	<ul style="list-style-type: none"> • High sensitivity • Full vacuum sub-atmospheric pressure control • Elgiloy® diaphragm • Captured bonnet vent 	3000 psig / 206.84 bar	Cv: 0.08 <i>(standard)</i>	316 Stainless Steel
2600 SERIES 	<ul style="list-style-type: none"> • Piston sensed • Kel-F 81® seat • Outlet pressures up to 2500 PSIG / 172.37 bar • Optional panel mounting nut • Non-venting 	3500 psig / 241.32 bar	Cv: 0.08 Cv: 0.20 Cv: 0.30	SAE 360 Brass SAE 360 Brass, Nickel Plated 6061-T6 Aluminum, Clear Anodized 316 Stainless Steel 303 Stainless Steel
2610 SERIES 	<ul style="list-style-type: none"> • Reduced decaying inlet characteristic • Piston sensed • PCTFE seat • Outlet pressures up to 2500 PSIG / 172.37 bar • Optional panel mounting nut 	3750 psig / 258.55 bar	Cv: 0.20	6061-T6 Aluminum, Clear Anodized 316 Stainless Steel 303 Stainless Steel

CYLINDER AND LINE. PRESSURE REDUCING REGULATORS.

SERIES	FEATURES	MAX INLET PRESSURE	FLOW CAPACITY	BODY MATERIAL
2660 SERIES 	<ul style="list-style-type: none"> • Self venting • Piston sensed • PCTFE main valve seat • Outlet pressures up to 1000 PSIG / 68.95 bar • Optional panel mounting nut 	3500 psig / 241.32 bar	Cv: 0.08 Cv: 0.20	SAE 360 Brass, Nickel Plated 303 Stainless Steel
4500 SERIES 	<ul style="list-style-type: none"> • Two stage design for stable delivery pressures • 15 micron valve cartridge filter • Interstage relief valve • Neoprene or 316 stainless steel diaphragm • Optional piston sensed first stage • Teflon® seat • Outlet pressures up to 250 PSIG / 17.24 bar 	3000 psig / 206.84 bar	Cv: 0.08 Cv: 0.20	SAE 360 Brass SAE 360 Brass, Nickel Plated 6061-T6 Aluminum, Clear Anodized 316 Stainless Steel Monel®
6250 SERIES 	<ul style="list-style-type: none"> • 316 Stainless Steel diaphragm (<i>standard</i>) • PEEK®, or Vespel® seat • Outlet pressures up to 500 PSIG / 34.47 bar • Optional panel mounting nuts or bottom mount 	3500 psig / 241.3 bar	Cv: 0.20	6061-T6 Aluminum, Clear Anodized SAE 360 Brass, Nickel Plated 303 Stainless Steel 316 Stainless Steel Inconel 625
6250DLB SERIES 	<ul style="list-style-type: none"> • 316 Stainless Steel diaphragm • PEEK® seat • 1:1 Dome load: up to 500 psig / 34.47 bar • Preset spring bias: up to 100 psig / 6.89 bar • Elastomer Free 	3000 psig / 206.84 bar	Cv: 0.08 Cv: 0.20	SAE 360 Brass, Nickel Plated 303 Stainless Steel 316 Stainless Steel Monel®





Vespel® and Teflon® are registered trademarks of E.I. de Pont de Nemours and Company
 PEEK® is a registered trademark of Victrex PLC
 Monel® is a registered trademark of Special Metals Corporation

TRANSPORTABLE. PRESSURE REDUCING REGULATORS.

SERIES	FEATURES	MAX INLET PRESSURE	FLOW CAPACITY	BODY MATERIAL
2300N SERIES 	<ul style="list-style-type: none"> • Single stage • Neoprene or Viton® diaphragm • Neoprene seat • Outlet pressures up to 60 psig / 4.14 bar 	500 psig / 34.5 bar <i>(dependent upon configuration)</i>	Cv: 0.04	SAE 360 Brass 6061-T6 Aluminum, Clear Anodized
2310C SERIES 	<ul style="list-style-type: none"> • Single stage • Viton® or neoprene diaphragm • PFA Teflon® seat • Outlet pressures up to 60 psig / 4.14 bar • Stainless steel piercing tip • Reduced decaying inlet characteristic • Integrated relief valve • Adjusting knob with locking-nut 	3000 psig / 206.84 bar	Cv: 0.025	SAE 360 Brass 6061-T6 Aluminum, Clear Anodized
2310N SERIES 	<ul style="list-style-type: none"> • Single stage • Neoprene diaphragm • PFA Teflon® seat • Reduced decaying inlet characteristic • Adjusting knob with locking-nut 	3000 psig / 206.8 bar	Cv: 0.025	6061-T6 Aluminum, Clear Anodized
2300S SERIES 	<ul style="list-style-type: none"> • Single stage • Elastomer free • Elgiloy® diaphragm • PTFE seat • Outlet pressures up to 150 psig /10.34 bar 	3000 psig / 206.84 bar	Cv: 0.05	SAE 360 Brass, Nickel Plated 6061-T6 Aluminum, Nickel Plated 316 Stainless Steel 303 Stainless Steel

Viton® and Teflon® are registered trademarks of E.I.dePont de Nemours and Company

TRANSPORTABLE. PRESSURE REDUCING REGULATORS.

SERIES	FEATURES	MAX INLET PRESSURE	FLOW CAPACITY	BODY MATERIAL
2300C SERIES 	<ul style="list-style-type: none"> Designed for use w/ disposable gas cartridges Robust stainless steel piercing tip Integrated relief valve Adjusting knob w/ locking nut 	3500 psig / 241.3 bar	Cv: 0.04	SAE 360 Brass 6061-T6 Aluminum, Clear Anodized
2700 SERIES 	<ul style="list-style-type: none"> Piston sensed Teflon® seat Outlet pressures up to 60 psig / 4.14 bar Factory preset flow settings from 0.25 liters/min to 9.0 liters/min Wide variety of shut off valve options 	3000 psig / 206.84 bar	preset: 0.25 lpm - 9.0 lpm	SAE 360 Brass SAE 360 Brass, Nickel Plated 6061-T6 Aluminum, Clear Anodized 316 Stainless Steel 303 Stainless Steel
2701 SERIES 	<ul style="list-style-type: none"> Piston sensed PTFE seat Standard preset control pressure: 40-80 psig (2.76 - 5.52 bar) Factory preset flow from 0.1 to 4.0 liters/min Wide variety of shut off valve options 	3000 psig / 206.84 bar	preset: 0.1 slpm - 4.0 slpm	SAE 360 Brass SAE 360 Brass, Nickel Plated 6061-T6 Aluminum, Clear Anodized 316 Stainless Steel 303 Stainless Steel
2780 SERIES 	<ul style="list-style-type: none"> Piston sensed Compact and light-weight Teflon® seat Outlet pressures up to 60 psig / 4.14 bar Factory preset flow settings from 0.25 liters/min to 7.0 liters/min 	1000 psig / 68.95 bar	preset: 0.25 lpm - 7.0 lpm	SAE 360 Brass SAE 360 Brass, Nickel Plated 6061-T6 Aluminum, Clear Anodized 303 Stainless Steel






Teflon® is a registered trademark of E.I. de Pont de Nemours and Company,

TRANSPORTABLE. PRESSURE REDUCING REGULATORS.

SERIES	FEATURES	MAX INLET PRESSURE	FLOW CAPACITY	BODY MATERIAL
2900 SERIES 	<ul style="list-style-type: none"> Adjustable Click stop, 12 position, variable flow settings from 0 to 8.0 lpm Teflon® seat Standard preset control pressure 15 psig / 1.03 bar Integral relief valve Optional two-stage design 	3500 psig / 241.3 bar	0.3, 0.5, 1.0, 1.5, 2.0, 2.5, 3.0, 5.0, 6.0, 7.0, 8.0 SLPM	6061-T6 Aluminum, Clear Anodized
4300N SERIES 	<ul style="list-style-type: none"> Two stage regulator 1st stage piston, 2nd stage neoprene or viton® diaphragm Teflon® & neoprene seats Outlet pressures up to 100 PSIG / 6.89 bar Precise stable delivery pressure even as the supply pressure decreases Low internal volume 	3000 psig / 206.84 bar	Cv: 0.04	6061-T6 Aluminum, Clear Anodized 303 Stainless Steel
4300S SERIES 	<ul style="list-style-type: none"> Two stage regulator 1st stage piston, 2nd stage Elgiloy® diaphragm Teflon® seats Outlet pressures up to 100 PSIG / 6.89 bar Precise stable delivery pressure even as the supply pressure decreases Low internal volume 	3000 psig / 206.84 bar	Cv: 0.04	SAE 360 Brass, Nickel Plated 6061-T6 Aluminum, Clear Anodized 303 Stainless Steel 316 Stainless Steel Monel®
4700 SERIES 	<ul style="list-style-type: none"> Two stage design for stable delivery pressures 40 micron integral inlet filter Preset, fixed flow Piston sensed Teflon® seat 	3000 psig / 206.84 bar	preset: 0.25 lpm - 9.0 lpm	SAE 360 Brass SAE 360 Brass, Nickel Plated 6061-T6 Aluminum, Clear Anodized 303 Stainless Steel





Teflon® and Viton® are registered trademarks of E.I. de Pont de Nemours and Company,
Elgiloy® is a registered trademark of Elgiloy Specialty Metals Division, Combined Metals of Chicago L.L.C.

HIGH PRESSURE. BACK PRESSURE REGULATORS.

SERIES	FEATURES	MAX INLET PRESSURE	FLOW CAPACITY	BODY MATERIAL
3100 SERIES 	<ul style="list-style-type: none"> Designed for gas media Piston sensed Vespel®, PEEK®, or PCTFE seat Optional panel mounting bracket 	10000 psig / 689.5 bar <i>(Stainless Steel)</i> 6000 psig / 413.7 bar <i>(Brass)</i>	Cv: 0.03 Cv: 0.06 Cv: 0.14 Cv: 0.2	316 Stainless Steel SAE 360 Brass
3100AL SERIES 	<ul style="list-style-type: none"> Air loaded, Piston sensed Vespel® or PEEK® seat Optional panel mounting bracket Compatible with electro-pneumatic controllers 	10000 psig / 689.5 bar <i>(Stainless Steel)</i> 6000 psig / 413.7 bar <i>(Brass)</i>	Cv: 0.06 Cv: 0.14 Cv: 0.2	316 Stainless Steel SAE 360 Brass
3100DL SERIES 	<ul style="list-style-type: none"> Designed for gas media Dome loaded, Piston sensed Vespel® main valve seat Compatible with electro-pneumatic controllers 	6000 psig / 413.7 bar	Cv: 0.06 Cv: 0.14 Cv: 0.2	316 Stainless Steel SAE 360 Brass
6100 SERIES 	<ul style="list-style-type: none"> Hydraulic Piston sensed Choice of seat: Vespel®, 316 Stainless Steel, PEEK®, or 17-4 Stainless Steel hardened Optional panel mounting bracket 	10000 psig / 689.5 bar <i>(Stainless Steel)</i> 6000 psig / 413.7 bar <i>(Brass)</i>	Cv: 0.03 Cv: 0.06 Cv: 0.14 Cv: 0.2	316 Stainless Steel 17-4 Stainless Steel
6100AL SERIES 	<ul style="list-style-type: none"> Hydraulic, Piston Sensed Choice of seat: Vespel®, PEEK®, 316 SS or 17-4SS hardened Optional panel mounting bracket 	10000 psig / 689.5 bar <i>(Stainless Steel)</i> 6000 psig / 413.7 bar <i>(Brass)</i>	Cv: 0.06 Cv: 0.14 Cv: 0.2	316 Stainless Steel SAE 360 Brass

Vespel® is a registered trademark of E.I. de Pont de Nemours and Company
 PEEK® is a registered trademark of Victrex PLC

HIGH PRESSURE. BACK PRESSURE REGULATORS.

SERIES	FEATURES	MAX INLET PRESSURE	FLOW CAPACITY	BODY MATERIAL
6100DL SERIES 	<ul style="list-style-type: none"> Hydraulic Piston Sensed Choice of seat: Vespel®, or 17-4 Stainless Steel Optional panel mounting bracket Compatible w/ electro pneumatic controllers 	6000 psig / 413.7 bar	Cv: 0.06 Cv: 0.14 Cv: 0.2 Cv 0.4 optional	316 Stainless Steel SAE 360 Brass
3123 SERIES 	<ul style="list-style-type: none"> Designed for gas media Piston sensed Choice of seat: Vespel®, or PEEK® Optional panel mounting bracket 	15000 psig / 1034.21 bar	Cv: 0.06 Cv: 0.14 Cv: 0.2	316 Stainless Steel
3123AL SERIES 	<ul style="list-style-type: none"> Designed for gas media Piston sensed Choice of seat: Vespel®, PEEK®, 316 Stainless Steel, or 17-4 Stainless Steel Optional panel mounting bracket 	15000 psig / 1034.21 bar	Cv: 0.06 Cv: 0.14 Cv: 0.2	316 Stainless Steel
6123 SERIES 	<ul style="list-style-type: none"> Hydraulic Piston sensed Choice of seat: Vespel®, PEEK®, 316 Stainless Steel, or 17-4 Stainless Steel Optional panel mounting bracket 	15000 psig / 1034.21 bar	Cv: 0.06 Cv: 0.14 Cv: 0.2	316 Stainless Steel

Vespel® is a registered trademark of E.I. de Pont de Nemours and Company

PEEK® is a registered trademark of Victrex PLC

HIGH PRESSURE. BACK PRESSURE REGULATORS.





SERIES	FEATURES	MAX INLET PRESSURE	FLOW CAPACITY	BODY MATERIAL
3116 SERIES 	<ul style="list-style-type: none"> • High flow • Piston Sensed • Surface mounting optional 	10000 psig / 689.48 bar <i>(dependent on body material)</i>	Cv: 1.0 Cv: 2.0	316 Stainless Steel 17-4 Stainless Steel
3116DL SERIES 	<ul style="list-style-type: none"> • High flow • Dome loaded • Piston sensed • Surface mounting optional 	10000 psig / 689.48 bar <i>(dependent on body material)</i>	Cv: 1.0 Cv: 2.0	316 Stainless Steel 17-4 Stainless Steel
3116SL SERIES 	<ul style="list-style-type: none"> • High flow • Stacked loader • Piston sensed • Surface mounting optional 	10000 psig / 689.48 bar <i>(dependent on body material)</i>	Cv: 1.0 Cv: 2.0	316 Stainless Steel 17-4 Stainless Steel
6116 SERIES 	<ul style="list-style-type: none"> • High flow • Hydraulic • Piston Sensed • Surface mounting optional 	10000 psig / 689.48 bar <i>(dependent on body material)</i>	Cv: 1.0 Cv: 2.0	316 Stainless Steel 17-4 Stainless Steel

HIGH PRESSURE. BACK PRESSURE REGULATORS.

SERIES	FEATURES	MAX INLET PRESSURE	FLOW CAPACITY	BODY MATERIAL
6116DL SERIES 	<ul style="list-style-type: none"> • High flow • Dome loaded • Hydraulic • Piston Sensed • Surface mounting optional 	10000 psig / 689.48 bar <i>(dependent on body material)</i>	Cv: 1.0 Cv: 2.0	316 Stainless Steel 17-4 Stainless Steel
6116SL SERIES 	<ul style="list-style-type: none"> • High flow • Stacked loader • Hydraulic • Piston Sensed • Surface mounting optional 	10000 psig / 689.48 bar <i>(dependent on body material)</i>	Cv: 1.0 Cv: 2.0	316 Stainless Steel 17-4 Stainless Steel
3125 SERIES 	<ul style="list-style-type: none"> • High pressure, 20K • Piston Sensed • Fluted hand knob • Ball-bearing loader • Optional panel mounting bracket, panel mounting nuts or surface mounting 	20000 psig / 1378.95 bar	Cv: 0.03 Cv: 0.06 Cv: 0.14 Cv: 0.20	316 Stainless Steel
6125 SERIES 	<ul style="list-style-type: none"> • High pressure, 20K • Hydraulic • Piston Sensed • Fluted hand knob • Ball-bearing loader • Optional panel mounting bracket, panel mounting nuts or surface mounting 	20000 psig / 1378.95 bar	Cv: 0.03 Cv: 0.06 Cv: 0.14 Cv: 0.20	316 Stainless Steel




MISC.

BACK PRESSURE REGULATORS.

SERIES	FEATURES	FLOW CAPACITY	BODY MATERIAL
2100 SERIES 	<ul style="list-style-type: none"> • 316 stainless steel, Viton®, or BUNA-N diaphragm • Max control pressure of 500 psig / 34.5 bar • PFA seat • Optional metal to metal seat 	Cv: 0.14 Cv: 0.2	316 Stainless Steel 303 Stainless Steel SAE 360 Brass SAE 360 Brass, Nickel Plated
2100DLB SERIES 	<ul style="list-style-type: none"> • Dome loaded / bias spring • Elastomer free • Max load pressure of 500 psig / 34.5 bar • PCTFE seat • Preset spring bias up to 100 psig / 6.89 bar 	Cv: 0.14 Cv: 0.2	316 Stainless Steel
2400 SERIES 	<ul style="list-style-type: none"> • High sensitivity • Viton® diaphragm with stainless steel liner • Viton® seat • Optional panel mounting nut • Control pressures up to 24 psig / 1.72 bar 	Cv: 0.6	6061-T6 Aluminum, Nickel Plated 303 Stainless Steel
2400DL SERIES 	<ul style="list-style-type: none"> • Dome loaded, high sensitivity • Viton® diaphragm • Viton® seat • 1.3 to 1 dome load • Cracking pressure: 0-75 PSIG (0-5.17 bar) 	Cv: 0.6	303 Stainless Steel




MISC.

BACK PRESSURE REGULATORS.

SERIES	FEATURES	FLOW CAPACITY	BODY MATERIAL
5150 SERIES 	<ul style="list-style-type: none"> High Flow / Low Pressure Piston sensed Compact, non-rising stem Control pressures up to 200 psig / 13.79 bar 	Cv: 5.0	6061-T6 Aluminum, Clear Anodized 303 Stainless Steel 316 Stainless Steel
5150AL SERIES 	<ul style="list-style-type: none"> High Flow / Low Pressure Air Loaded PTFE seat Piston sensed 100 psig / 6.89 bar max load Control pressures up to 300 psig / 20.68 bar 	Cv: 5.0	6061-T6 Aluminum, Clear Anodized 303 Stainless Steel 316 Stainless Steel
P91W SERIES 	<ul style="list-style-type: none"> Dome loaded mity mite replacement Gylon® 3522 diaphragm Control pressures up to 3000 psig / 206.8 bar Optional precharge isolation valve 	Cv: 0.38 Cv: 0.17	316 Stainless Steel 2024-T4 Aluminum





Gylon® is a registered trademark of Garlock, Inc.

SPECIALTY. PRESSURE REGULATORS.

SERIES	FEATURES	MAX INLET PRESSURE	FLOW CAPACITY	BODY MATERIAL
4902 SERIES 	<ul style="list-style-type: none"> • Demand flow regulator • Diaphragm Sensed (Buna-n or Viton®) • The unique high flow capability allows multiple analyzers on a single docking station • Integral relief valve • 40 micron stainless steel inlet filter 	3000 psig / 206.82 bar	3.0 lpm @ 3" H ₂ O up to 8 lpm with increased vacuum	6061-T6 Aluminum, Clear Anodized 303 Stainless Steel SAE 360 Brass, Nickel Plated
4903 SERIES 	<ul style="list-style-type: none"> • Demand flow regulator • Diaphragm Sensed (Buna-n or Viton®) • Compact size (2" diameter) • 40 micron stainless steel inlet filter • Stainless steel body & wetted components provide minimum degradation to cylinder gases. 	3000 psig / 206.82 bar	Permits the flow of gas at less than 3" H ₂ O	303 Stainless Steel 6061-T6 Aluminum, Clear Anodize SAE 360 Brass, Nickel Plated
4050 SERIES 	<ul style="list-style-type: none"> • Two stage • High sensitivity • Adjustable within 0.2 inches H₂O / 0.007 psig of target pressure on the 0-2 psig control pressure config. • Optional panel mounting nuts 	3000 psig / 206.82 bar	15 lpm	6061-T6 Aluminum, Clear Anodized Stainless Steel SAE 360 Brass





Viton® is a registered trademark of E.I.dePont de Nemours and Company

VALVES. AND ACCESSORIES.


SERIES	FEATURES	MAX INLET PRESSURE	SEAT MATERIAL	BODY MATERIAL
AO VALVES 	<ul style="list-style-type: none"> High operating pressures Low actuation pressure: 70 psig / 4.8 bar Cv: 0.20, 0.80, 2.0, 5.0 Stainless steel body Compatible with electro-pneumatic controllers Optional solenoid adapter 	20000 psig / 1378.95 bar <i>(dependent upon configuration)</i>	Vespel® PEEK PCTFE	316 Stainless Steel 303 Stainless Steel C693 Eco Brass Monel
STAINLESS STEEL SHUT OFF VALVES 	<ul style="list-style-type: none"> 17-4 stainless steel valve stem Cv: 0.25 Optional integrated burst disks and relief valves Optional dip tube 	3000 psig / 206.82 bar	PCTFE or PEEK®	316 Stainless Steel
MINIATURE BRASS SHUT OFF VALVES 	<ul style="list-style-type: none"> 303 stainless steel valve stem Cv: 0.25 Metal to metal seal 	3000 psig / 206.82 bar	SAE 360 Brass	SAE 360 Brass
EXCESS FLOW PREVENTION VALVES 	<ul style="list-style-type: none"> Automatically shut off the flow of gas when flow exceeds a preset level. Factory adjustable flow trip point Convenient integrated bypass valve/reset slider Complete shut off when tripped (no bleed) High Sensitivity model 	3000 psig / 206.82 bar <i>(dependent upon configuration)</i>		SAE 360 Brass 303 Stainless Steel 6061-T6 Aluminum, Clear Anodized

Vespel® is a registered trademarks of E.I. dePont de Nemours and Company
 Monel® is a registered trademark of Special Metals Corporation



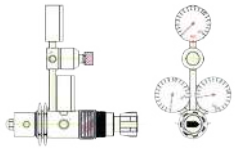

VALVES. AND ACCESSORIES.

SERIES	FEATURES	MAX INLET PRESSURE	SEAT MATERIAL	BODY MATERIAL
FLOW SIGHT TUBE VALVE 	<ul style="list-style-type: none"> Acrylic flow indicator Needle style shut off valve 	600 psig / 41.37 bar		SAE 360 Brass
SAMPLING CYLINDERS 	<ul style="list-style-type: none"> Seamless 316 stainless steel cylinders 316 stainless steel inlet and outlet valves 50 cc, 150cc, 300cc, 500cc cylinders Optional pressure relief devices 	1800 psig / 124.11 bar <i>(cylinders)</i> 3000 psig / 206.82 bar <i>(valves)</i>	PCTFE valve seats	316 Stainless Steel <i>(cylinders & valves)</i>
70A SERIES 	<ul style="list-style-type: none"> High pressure valve Angle configuration Low torque at high pressures Bubble-tight shutoff 	10000 psig / 689.5 bar	PCTFE PTFE PEEK® Vespel® SP-1	316 Stainless Steel SAE 360 Brass
70AB SERIES 	<ul style="list-style-type: none"> High pressure valve Bleed/vent valve enables users to bleed pressures downstream down to zero. Low torque at high pressures Bubble-tight shutoff 	10000 psig / 689.5 bar	PCTFE PTFE PEEK® Vespel® SP-1	316 Stainless Steel SAE 360 Brass



VALVES. AND ACCESSORIES.

SERIES	FEATURES	MAX INLET PRESSURE	SEAT MATERIAL	BODY MATERIAL
70G SERIES 	<ul style="list-style-type: none"> • High pressure valve • Globe configuration • Low torque at high pressures • Bubble-tight shutoff 	10000 psig / 689.5 bar	Vespel® SP-1	316 Stainless Steel

MANIFOLDS AND CHANGEOVERS. GAS DELIVERY SYSTEMS.

SERIES	STANDARD COMPONENTS	MAX INLET PRESSURE	MAX PROCESS FLOW RATE	BODY MATERIAL
CR2500 SERIES 	<ul style="list-style-type: none"> One stainless steel diaphragm changeover regulator 	3000 psig / 206.84 bar	Cv: 0.08	SAE 360 Brass 316 Stainless Steel 6061-T6 Aluminum, Clear Anodized
ACS2500 SERIES 	<ul style="list-style-type: none"> 2 - Premier 2500 Series, single stage regulators Integrated relief valve Stainless steel mounting bracket 	3000 psig / 206.84 bar <i>dependent upon configuration</i>	Cv: 0.20	SAE 360 Brass SAE 360 Brass, Nickel Plated 6061-T6 Aluminum, Clear Anodized 316 Stainless Steel
CS2300 SERIES 	<ul style="list-style-type: none"> 1 - Premier changeover regulator 1 - Premier 2300 Series, line regulator 2 - Panel Mounting Nuts 	3000 psig / 206.84 bar <i>dependent upon configuration</i>	Cv: 0.08	SAE 360 Brass SAE 360 Brass, Nickel Plated 6061-T6 Aluminum, Clear Anodized 316 Stainless Steel
CS2500 SERIES 	<ul style="list-style-type: none"> 1 - Premier changeover regulator 1 - Premier 2500 Series line regulator 1 - Stainless Steel mounting Bracket with 4 - holes for 1/4" screws 2 - Check valves in Stainless Steel or Brass 	3000 psig / 206.84 bar <i>dependent upon configuration</i>	Cv: 0.08	SAE 360 Brass SAE 360 Brass, Nickel Plated 6061-T6 Aluminum, Clear Anodized 316 Stainless Steel

MANIFOLDS AND CHANGEOVERS. GAS DELIVERY SYSTEMS.

SERIES	STANDARD COMPONENTS	MAX INLET PRESSURE	MAX PROCESS FLOW RATE	BODY MATERIAL
M2500 SERIES 	<ul style="list-style-type: none"> 1 Premier 2500 Series, two stage regulator 1 Stainless Steel mounting Bracket with 4 holes for 1/4" screws Check valve(s) in brass or stainless steel 	3000 psig / 206.84 bar <i>dependent upon configuration</i>	3.5 SLPM	SAE 360 Brass SAE 360 Brass, Nickel Plated 316 Stainless Steel
M4500 SERIES 	<ul style="list-style-type: none"> 1 Premier 4500 Series, two stage regulator 1 Stainless Steel mounting Bracket with 4 holes for 1/4" screws Check valve(s) in brass or stainless steel 	3000 psig / 206.84 bar <i>dependent upon configuration</i>	Cv: 0.08	SAE 360 Brass SAE 360 Brass, Nickel Plated 6061-T6 Aluminum, 316 Stainless Steel

©2024 Premier Industries. All rights reserved.

The information in this brochure is intended for educational and informational purposes only. Our products are updated and improved continuously. Therefore, despite the great care taken to ensure the accuracy and integrity of the information herein, specifications are not to be construed as guarantees or warranties in regard to our products and their capabilities/applications. Premier Industries reserves the right the change, modify, and improve the products listed herein at any time without notice.

www.ipapsa.mx * 5553080148

