



High Pressure Equipment

Ultra High Pressure Valves, Fittings and Tubing **100,000 and 150,000 psi service**


High Pressure Equipment Company has developed a line of Ultra High Pressure products to assure safe and easy plumbing for 100,000 psi and 150,000 psi. These needle valves, fittings, check valves, tubing and nipples are engineered to the highest standards of repeatable quality. The reliable performance of these products has made HiP one of the world's leading suppliers of elevated pressure components.

Ultra High Pressure components use a coned-and-threaded connection which accommodates the extreme conditions found in these applications. Ultra High Pressure valves are available in $\frac{1}{4}$ " , $\frac{3}{8}$ " and $\frac{9}{16}$ " O.D. tubing sizes and four patterns to satisfy widely varied requirements. A line of fittings is available to facilitate adapting to High Pressure systems.

Index

100,000 and 150,000 psi Valves . . .	57-58
Fittings	59
Check Valves	59
Tubing	60
Coned and Threaded Nipples	60
Connection Details	61





100,000 and 150,000 psi Ultra High Pressure Valves

High Pressure (coned and threaded) type connections for $\frac{1}{4}$ ", $\frac{3}{8}$ " and $\frac{9}{16}$ " O.D. tubing.

Non-rotating slotted stems insure long life on valve seats. Heavy duty "rolled style" stem design is shown below.

Glands and collars for tubing are supplied with each valve unless otherwise requested (glands and collars are shown on page 61).

Materials include 316 and 17-4 stainless steel for valve bodies with tool steel lower section stems. Valve packing is teflon.

Corresponding fittings (elbows, tees, crosses, etc.) are shown on page 59.

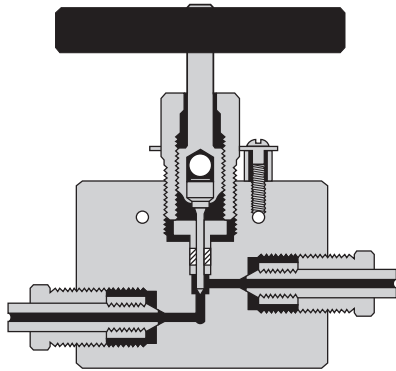
Replaceable Seat Valves are available for $\frac{1}{4}$ " O.D. tubing. These valves feature the same body style and body dimensions as the two way angle valves (shown below).

To order add "R" to the corresponding two way valve catalog number (eg. 100-12XF4R).

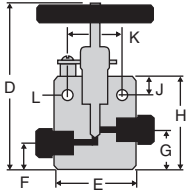
6

Valve Features

- Non-rotating slotted stem design
- Packing below stem threads
- Type 316 ss high tensile bodies
- Positive gland lock device
- No stem adjustment needed
- Black T-handles
- Tube sizes $\frac{1}{4}$ " through $\frac{9}{16}$ "

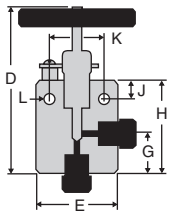


Ultra High Pressure Valves



Two Way Straight Valves

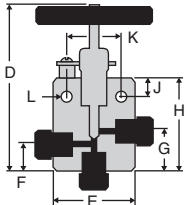
Tubing	Catalog No.	psi	Conn.	Orifice	Cv	D	E	F	G	H	J	K	L	Thickness
1/4" O.D.	100-11XF4	100,000	XF4	1/16"	0.04	5"	2 5/8"	3/4"	1 1/16"	2 1/2"	1/2"	1 5/8"	7/32"	1 1/2"
3/8" O.D.	100-11UF6	100,000	UF6	1/16"	—	5 5/16"	3"	1/2"	1 3/16"	2 1/4"	1/2"	1 5/8"	7/32"	1 1/2"
9/16" O.D.	100-11UF9	100,000	UF9	1/16"	—	4 5/8"	3 1/2"	1"	1 7/16"	2 7/8"	1/2"	1 5/8"	7/32"	1 1/2"
3/8" O.D.	150-11XF6	150,000	XF6	1/16"	0.04	5"	3 1/2"	7/8"	1 3/16"	2 5/8"	1/2"	1 5/8"	7/32"	1 1/2"



Two Way Angle Valves

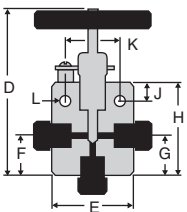
Tubing	Catalog No.	psi	Conn.	Orifice	Cv	D	E	F	G	H	J	K	L	Thickness
1/4" O.D.	100-12XF4	100,000	XF4	1/16"	0.006	5 1/4"	2 5/8"	—	1 5/16"	2 3/4"	1/2"	1 5/8"	7/32"	1 1/2"
3/8" O.D.	100-12UF6	100,000	UF6	1/16"	—	6 1/16"	2 1/4"	—	1 9/16"	3"	1/2"	1 5/8"	7/32"	1 1/2"
9/16" O.D.	100-12UF9	100,000	UF9	1/16"	—	5 3/8"	3 1/2"	—	1 7/16"	3"	1/2"	1 5/8"	7/32"	1 1/2"
3/8" O.D.	150-12XF6	150,000	XF6	1/16"	0.006	5 7/8"	3 1/2"	—	2 1/16"	3 1/2"	1/2"	1 5/8"	7/32"	1 1/2"

6



Three Way Valves / Two Inlets

Tubing	Catalog No.	psi	Connection	Orifice	D	E	F	G	H	J	K	L	Thickness
1/4" O.D.	100-13XF4	100,000	XF4	1/16"	5 1/2"	2 5/8"	1 1/4"	1 9/16"	3"	1/2"	1 5/8"	7/32"	1 1/2"
3/8" O.D.	100-13UF6	100,000	UF6	1/16"	6 5/16"	3"	1 1/2"	1 13/16"	3 1/4"	1/2"	1 5/8"	7/32"	1 1/2"
9/16" O.D.	100-13UF9	100,000	UF9	1/16"	5 3/8"	3 1/2"	1"	1 7/16"	3"	1/2"	1 5/8"	7/32"	1 1/2"
3/8" O.D.	150-13XF6	150,000	XF6	1/16"	5 7/8"	3 1/2"	1 3/4"	2 1/16"	3 1/2"	1/2"	1 5/8"	7/32"	1 1/2"



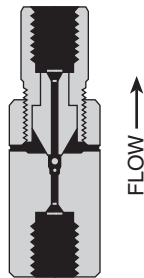
Three Way Valves / One Inlet

Tubing	Catalog No.	psi	Connection	Orifice	D	E	F	G	H	J	K	L	Thickness
1/4" O.D.	100-14XF4	100,000	XF4	1/16"	5 1/4"	2 5/8"	1 5/16"	1 5/16"	2 3/4"	1/2"	1 5/8"	7/32"	1 1/2"
3/8" O.D.	100-14UF6	100,000	UF6	1/16"	6"	3 1/2"	2 1/16"	2 1/16"	3 1/2"	1/2"	1 5/8"	7/32"	1 1/2"
9/16" O.D.	100-14UF9	100,000	UF9	1/16"	5 3/8"	3 1/2"	1 7/16"	1 7/16"	3"	1/2"	1 5/8"	7/32"	1 1/2"
3/8" O.D.	150-14XF6	150,000	XF6	1/16"	5 7/8"	3 1/2"	2 1/16"	2 1/16"	3 1/2"	1/2"	1 5/8"	7/32"	1 1/2"

Check Valves/Elbows/Tees/Crosses

We have developed check valves, elbows, tees and crosses for both the 100,000 and 150,000 psi systems. *Material is high tensile 316 stainless steel. Standard tubing glands and collars are furnished unless otherwise specified.

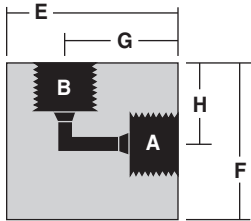
* **Note:** Material for 150,000 psi check valve is 17-4. Material for UF6 and UF9 parts is 15-5.



Ultra High Pressure Check Valves

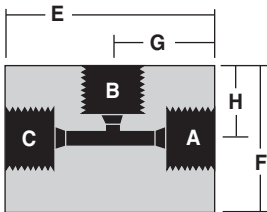
Catalog No.	psi	Connections	Length	Hex
100-41XF4	100,000	1/4" ULTRA PRESSURE	3 ⁹ / ₁₆ "	1 ¹ / ₂ "
100-41UF6	100,000	3/8" ULTRA PRESSURE	4 ¹ / ₂ "	1 ¹ / ₂ "
100-41UF9	100,000	9/16" ULTRA PRESSURE	3 ¹¹ / ₁₆ "	1 ⁷ / ₈ "
150-41XF6	150,000	3/8" ULTRA PRESSURE	4 ¹ / ₂ "	1 ¹ / ₂ "

6



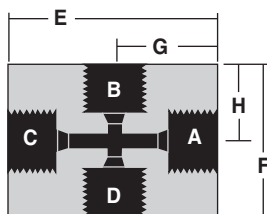
Ultra High Pressure Elbows

Catalog No.	Pressure Rating psi	Connections	A-B-C-D	E	F	G	H	Thickness
100-22XF4	100,000	1/4" O.D. TUBE	XF4	1 ³ / ₄ "	1 ³ / ₄ "	1 ¹ / ₄ "	1 ¹ / ₄ "	1"
100-22UF6	100,000	3/8" O.D. TUBE	UF6	3"	2 ¹ / ₈ "	1 ¹ / ₂ "	1 ¹ / ₂ "	1 ³ / ₈ "
100-22UF9	100,000	9/16" O.D. TUBE	UF9	2 ⁵ / ₈ "	1 ⁷ / ₈ "	1 ⁷ / ₈ "	1 ¹ / ₈ "	1 ¹ / ₂ "
150-22XF6	150,000	3/8" O.D. TUBE	XF6	2 ⁵ / ₈ "	2 ⁵ / ₈ "	1 ³ / ₄ "	1 ³ / ₄ "	1 ¹ / ₂ "



Ultra High Pressure Tees

Catalog No.	Pressure Rating psi	Connections	A-B-C-D	E	F	G	H	Thickness
100-23XF4	100,000	1/4" O.D. TUBE	XF4	2 ¹ / ₂ "	1 ³ / ₄ "	1 ¹ / ₄ "	1 ¹ / ₄ "	1"
100-23UF6	100,000	3/8" O.D. TUBE	UF6	3"	2 ¹ / ₈ "	1 ¹ / ₂ "	1 ¹ / ₂ "	1 ³ / ₈ "
100-23UF9	100,000	9/16" O.D. TUBE	UF9	2 ⁵ / ₈ "	2 ¹ / ₈ "	1 ⁵ / ₁₆ "	1 ³ / ₈ "	1 ¹ / ₂ "
150-23XF6	150,000	3/8" O.D. TUBE	XF6	3 ¹ / ₂ "	2 ⁵ / ₈ "	1 ³ / ₄ "	1 ³ / ₄ "	1 ¹ / ₂ "



Ultra High Pressure Crosses

Catalog No.	Pressure Rating psi	Connections	A-B-C-D	E	F	G	H	Thickness
100-24XF4	100,000	1/4" O.D. TUBE	XF4	2 ¹ / ₂ "	2 ¹ / ₂ "	1 ¹ / ₄ "	1 ¹ / ₄ "	1"
100-24UF6	100,000	3/8" O.D. TUBE	UF6	3"	3"	1 ¹ / ₂ "	1 ¹ / ₂ "	1 ³ / ₈ "
100-24UF9	100,000	9/16" O.D. TUBE	UF9	2 ⁵ / ₈ "	2 ³ / ₄ "	1 ⁵ / ₁₆ "	1 ³ / ₈ "	1 ¹ / ₂ "
150-24XF6	150,000	3/8" O.D. TUBE	XF6	3 ¹ / ₂ "	3 ¹ / ₂ "	1 ³ / ₄ "	1 ³ / ₄ "	1 ¹ / ₂ "

Ultra High Pressure Valves

Ultra High Pressure Tubing

Tubing is cold drawn, seamless, and is supplied in the $\frac{1}{8}$ hard condition (not annealed). Tensile strength is approximately 40 percent higher than that of annealed tubing. All tubing is manufactured in strict accordance with High Pressure Equipment Company specifications to insure tolerances and bore quality. Tubing is stocked in lengths of 20 to 24 feet but may be ordered in shorter lengths with **no additional cutting charge**.



6

	Tubing Size	Working Pressure psi	Wall Thickness	Type of Connection Used	Material	Catalog Order Number
$\frac{1}{4}$ "	$\frac{1}{4}$ " O.D. x $\frac{1}{16}$ " I.D.	100,000	0.094"	$\frac{1}{4}$ " ULTRA HIGH PRESSURE (XF4)	316 SS	100-9X4-316
					304 SS	100-9X4-304
$\frac{3}{8}$ "	$\frac{3}{8}$ " O.D. x $\frac{1}{16}$ " I.D.	150,000	0.156"	$\frac{3}{8}$ " ULTRA HIGH PRESSURE (XF6)	304 SS	150-9X6

Nipples

Nipples in lengths other than those shown are supplied upon request. Nipples are not furnished with collars and glands, unless specified at time of order.



Coned and Threaded Nipples

Length ↓	Tubing Size (O.D. x I.D.)		
	$\frac{1}{4}$ " O.D. x $\frac{1}{16}$ " I.D. (316 SS)	$\frac{1}{4}$ " O.D. x $\frac{1}{16}$ " I.D. (304 SS)	$\frac{3}{8}$ " O.D. x $\frac{1}{16}$ " I.D. (304 SS)
psi →	100,000 psi	100,000 psi	150,000 psi
$2\frac{3}{4}$ "	100-XM4-2.75	100-XM4-2.75	
4"			150-XM6-4
6"	100-XM4-6	100-XM4-6	150-XM6-6
8"	100-XM4-8	100-XM4-8	150-XM6-8
10"	100-XM4-10	100-XM4-10	150-XM6-10
12"	100-XM4-12	100-XM4-12	150-XM6-12

Ultra High Pressure Connections (Coned and Threaded) 100,000 and 150,000 psi service

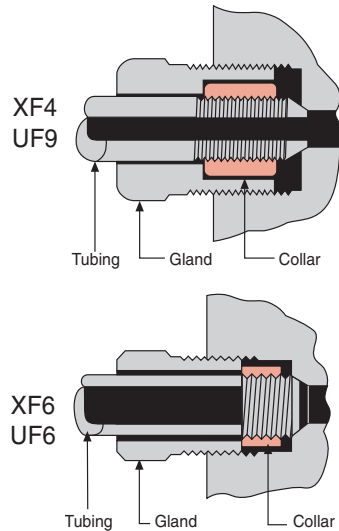
The Ultra High Pressure tubing connection is available for 1/4" and 3/8" O.D. tubing. The tubing may be prepared with the use of tooling (see tooling section 9.0) or prepared at the factory to specified lengths. Additionally, standard length coned and threaded nipples are available from stock, see page 60.

This connection has become an industry standard for use at elevated pressures and temperatures in both liquid and gas applications. It may be disassembled and retightened indefinitely.

The threads of the gland are right-hand while the threads of the collar and tubing are left-hand to prevent rotation of the collar during assembly.

Materials. All of the components required for make-up of a Ultra High Pressure connection (glands, collars and plugs) are produced in Type 316 stainless steel.

Necessary glands and collars are provided with all valves and fittings (except nipples) unless otherwise requested (see chart on the right for size details and catalog numbers).



	100,000 psi			150,000 psi
	XF4 1/4" O.D. Tubing	UF6 3/8" O.D. Tubing	UF9 9/16" O.D. Tubing	XF6 3/8" O.D. Tubing
Female Opening Detail				
Gland				
Collar				
Plug				
Tube End Prep				

6