

CV
SERIES

Description

High flow, zero leak, low pressure drop check valve suitable for most fluid and gas applications. Fully guided poppet with free floating O-ring design is extremely tolerant of particulate contamination. A metal to metal positive stop in both the open and checked position protects O-ring and spring from over-stress fatigue. Zero external leakage is achieved by the utilization of a static O-ring seal with PTFE backup ring. When specified with the proper seal material, these valves are ideally suited to cryogenic system applications.



Technical Data

- Nominal Crack Pressures: .15, 1, 3 & 8 Psig (0.01, 0.07, 0.21 & 0.55 bar)
- Leakage: Zero to maximum operating pressure. PTFE seals may require back pressure to seal leak-tight
- Temperature Rating:
-320°F to 450°F (-195°C to 232°C)
based on seal material
- Maximum Operating Pressures to 300°F (149°C)

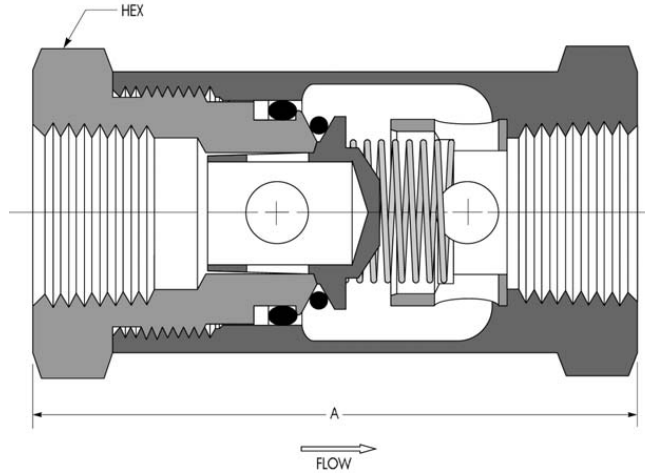
Pipe Size	Brass Psig (bar)	Carbon Steel Psig (bar)	303 Stainless Steel Psig (bar)	316 Stainless Steel Psig (bar)
1/8" – 1"	3000 (206)	3000 (206)	4500 (310)	
1-1/4" & 1-1/2"		Non standard, consult factory		
2"	1500 (103)			

Materials of Construction

Component	Valve Body Material			
	Brass	Carbon	303 SS	316 SS
Inlet Cap, Outlet Body, Poppet, Spring Retainer	Brass ASTM B16	Carbon Steel ASTM A108 Zinc & Black Plated per ASTM B633	303 SS ASTM A582	316 SS ASTM A479
Dynamic O-Ring ¹	Buna-N		Viton™	
Static O-Ring				
Backup Ring	Virgin PTFE			
Spring	302 SS, ASTM A313			

¹ Lubricated with Krytox™

SERIES CV CHECK VALVE



Dimensional/Flow Data

Pipe Size (NPT)	A (inches)	Hex	Cv	Flow at 5.0 Psid (SCFM)
1/8"	1.70	13/16"	1.7	35
1/4"	2.25	1"	3.0	60
3/8"	2.43	1 - 1/8"	3.9	80
1/2"	2.93	1 - 1/2"	7.4	150
3/4"	3.37	1 - 3/4"	11.4	280
1"	3.99	2"	14.2	380
1 - 1/4"	4.50	2 - 3/4"	26.8	700
1 - 1/2"	5.35			
2"	6.10	3 - 1/2" Round ¹	51.0	1200

1. Machined from 3-1/2" round stock with 2-3/4" wrench flats.
Flow tested in accordance with ISA S75.02 with air. Restrictions in the inlet or outlet piping may reduce flow

Ordering Information

CV - 500 B - V - 3

SERIES
CV - Check Valve

PIPE SIZE (NPT)
125 - 1/8"
250 - 1/4"
375 - 3/8"
500 - 1/2"
750 - 3/4"
1000 - 1"
1250 - 1-1/4" (brass only)
1500 - 1-1/2" (brass only)
2000 - 2" (brass only)
NPT threads per ANSI/ASME B1.20.1

MATERIAL CODE
B - Brass (1/8" - 2")
S - 303 SS (1/4" - 1")
SS - 316 SS (1/8" - 1")
C - Carbon Steel (1/4" - 1")

CRACK PRESSURE
.15 - (.1-.4 Psig) (0.01 bar)
1 - (.5 - 1 Psig) (0.07 bar)
3 - (2-4 Psig) (0.21 bar)
8 - (6-10 Psig) (0.55 bar)

SEAL MATERIAL
V - Viton™, -10°F to 375°F (-23°C to 190°C)
B - Buna-N, -40°F to 250°F (-40°C to 121°C)
N - Neoprene, -40°F to 300°F (-40°C to 148°C)
EP - Ethylene Propylene, -65°F to 300°F (-54°C to 148°C)
FS - Fluorosilicone, -80°F to 350°F (-62°C to 176°C)
S - Silicone, -70°F to 450°F (-56°C to 232°C)
T - PTFE, -320°F to 350°F (-195°C to 176°C)
PTFE Seal may require back pressure to seal leak tight

OPTIONS
Oxygen cleaning, alternative seals and other thread configurations, consult factory

Note: Viton™ and Krytox™ are trademarks of DuPont.

PROPER COMPONENT SELECTION – When specifying a component, the total system design must be considered to ensure safe and trouble-free performance. Intended component function, materials compatibility, pressure ratings, installation, environment and maintenance are the responsibility of the system designer.



1865 Route 23 South PO Box 768 Butler, New Jersey 07405 973.838.6500 Fax 973.838.4888

POPET CHECK VALVE
1/8" - 1/2" Dual Ferrule Tube,
Female & Male NPT, 1/4" Face Seal
0-3000 PSIG

PCV
 SERIES

Description

Poppet type, zero leak, inline check valve for liquid and gas applications to 3000 Psig. Fully retained O-ring seal design permits full rated pressure in the checked direction. Offered with fully interchangeable dual ferrule tube or metal to metal face seal connections. A variety of crack pressures and seal materials, combined with a metal to metal positive stop provides long trouble free service life in the most demanding applications.

Features

- Working Pressures to 3000 Psig (206 bar)
- Full Pressure Rating in Check Direction
- Fully Retained O-ring Seal
- Dual Ferrule Tube, Female NPT, Male NPT and Face Seal Connections Available
- Cracking Pressures from 0.3 to 25 Psig (0.02-1.7 bar)
- 100% Factory tested for crack, leakage and reseal performance

Technical Data

- Nominal Crack Pressures: 0.3, 1, 10, & 25 Psig (0.02, 0.07, 0.7, & 1.7 bar)
- Maximum Pressure: 3000 Psig @ 70°F (206 bar @ 21°C)
- Temperature Rating:
 -80°F to 375°F (-62°C to 190°C)
 (based on seal selection, see ordering information)

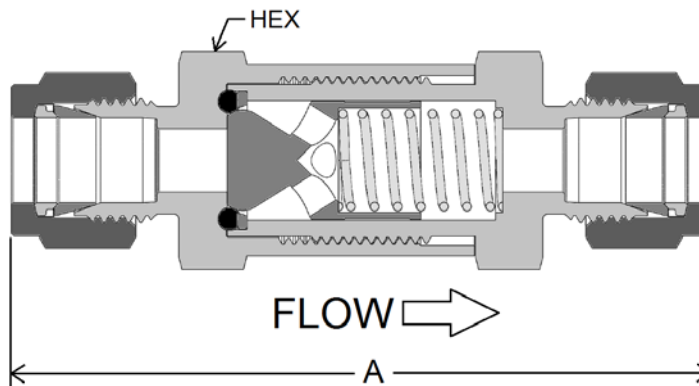
Materials of Construction

Component	Valve Body Material	
	Brass	Stainless Steel
Inlet Cap, Outlet Body, Poppet	Brass, ASTM B16	316 SS, ASTM A479
O-ring Retainer	316 SS, ASTM A479	
Spring	302 SS, ASTM A313	
O'Ring Seal	Buna-N	Viton™

- Lubricated with Krytox™



SERIES PCV POPPET CHECK VALVE



Dimensional/Flow Data

Model Code	Port Configuration		Dimensions/Flow			
	Inlet	Outlet	A ¹ (inches)	Hex	Cv	
PCV-2T	1/8" Tube	1/8" Tube	2.19	5/8"	0.10	
PCV-2P	1/8" Male NPT	1/8" Male NPT	1.71			
PCV-2F	1/8" Female NPT	1/8" Female NPT	1.89			
PCV-4VS ²	1/4" Face Seal	1/4" Face Seal	2.21		7/8"	0.47
PCV-4T	1/4" Tube	1/4" Tube	2.35			
PCV-4P	1/4" Male NPT	1/4" Male NPT	2.09			
PCV-4PT	1/4" Male NPT	1/4" Tube	2.22			
PCV-4F	1/4" Female NPT	1/4" Female NPT	2.15			
PCV-6T	3/8" Tube	3/8" Tube	3.17	1-1/16"		1.47
PCV-6P	3/8" Male NPT	3/8" Male NPT	2.78			
PCV-6F	3/8" Female NPT	3/8" Female NPT	2.98			
PCV-8T	1/2" Tube	1/2" Tube	3.42		1.68	
PCV-8P	1/2" Male NPT	1/2" Male NPT	3.16			
PCV-8F	1/2" Female NPT	1/2" Female NPT	3.58			

¹ Dimensions are shown with nuts finger-tight.

² 316 SS only

Flow tested in accordance with ISA S75.21 with air. Restrictions in the inlet or outlet piping may reduce flow.

Other Inlet and Outlet combinations available. Consult Factory.

Ordering Information

PCV - 4T SS - V - 1

SERIES

PCV - Poppet Check Valve

PORT CONFIGURATION

- 2T - 1/8" Tube x 1/8" Tube
- 2P - 1/8" Male NPT x 1/8" Male NPT
- 2F - 1/8" Female NPT x 1/8" Female NPT
- 4VS - 1/4" Face Seal x 1/4" Face Seal
- 4T - 1/4" Tube x 1/4" Tube
- 4P - 1/4" Male NPT x 1/4" Male NPT
- 4PT - 1/4" Male NPT x 1/4" Tube
- 4F - 1/4" Female NPT x 1/4" Female NPT
- 6T - 3/8" Tube x 3/8" Tube
- 6P - 3/8" Male NPT x 3/8" Male NPT
- 6F - 3/8" Female NPT x 3/8" Female NPT
- 8T - 1/2" Tube x 1/2" Tube
- 8P - 1/2" Male NPT x 1/2" Male NPT
- 8F - 1/2" Female NPT x 1/2" Female NPT

MATERIAL CODE

- B - Brass
- SS - 316 SS

CRACK PRESSURE

- .3 - (.1 - .4 Psig) (0.02 bar)
- 1 - (.5 - 1 Psig) (0.07 bar)
- 10 - (8 - 12 Psig) (0.7 bar)
- 25 - (22 - 27 Psig) (1.7 bar)

SEAL MATERIAL

- V - Viton™, -10°F to 375°F (-23°C to 190°C)
- B - Buna-N, -40°F to 250°F (-40°C to 121°C)
- N - Neoprene, -40°F to 300°F (-40°C to 148°C)
- EP - Ethylene Propylene, -65°F to 300°F (-54°C to 148°C)
- FS - Fluorosilicone, -80°F to 350°F (-62°C to 176°C)
- S - Silicone, -70°F to 450°F (-56°C to 232°C)
- T - PTFE, -50°F to 350°F (-46°C to 176°C)

PTFE Seal may require back pressure to seal leak tight.

OPTIONS

Oxygen cleaning, alternative seals and other thread configurations, consult factory

Note: Viton™ and Krytox™ are trademarks of DuPont.

PROPER COMPONENT SELECTION – When specifying a component, the total system design must be considered to ensure safe and trouble-free performance. Intended component function, materials compatibility, pressure ratings, installation, environment and maintenance are the responsibility of the system designer.



www.generant.com

1865 Route 23 South PO Box 768 Butler, New Jersey 07405 973.838.6500 Fax 973.838.4888

POPPOPS SERIES

Description

Compact one piece body, fully retained O-ring seal, poppet type check valve. Available in 1/4" and 1/2" NPT in brass or 316 stainless steel. Suitable for working pressures to 3000 Psig. A wide selection of seal materials and crack pressures make the Series OPC a quality and cost effective solution. All valves are 100% factory tested and available cleaned and packaged for oxygen service.

Features and Benefits

- Compact One Piece Body Construction
- Working Pressures to 3000 Psig (206 bar)
- Full Back Pressure Rating
- Fully Retained O-Ring Seal
- Cracking Pressures from .3 to 25 Psig (0.02 – 1.7 bar)
- 100% Factory tested for crack, leakage and reseal performance

Technical Data

- Nominal Crack Pressures: .3, 1, 10, & 25 Psig (0.02, 0.07, 0.7, & 1.7 bar)
- Maximum Pressure: 3000 Psig @ 70°F (206 bar @ 21° C)
- Temperature Rating: -80°F to 450°F (-62°C to 232°C) (based on seal selection, see ordering information)

Materials of Construction

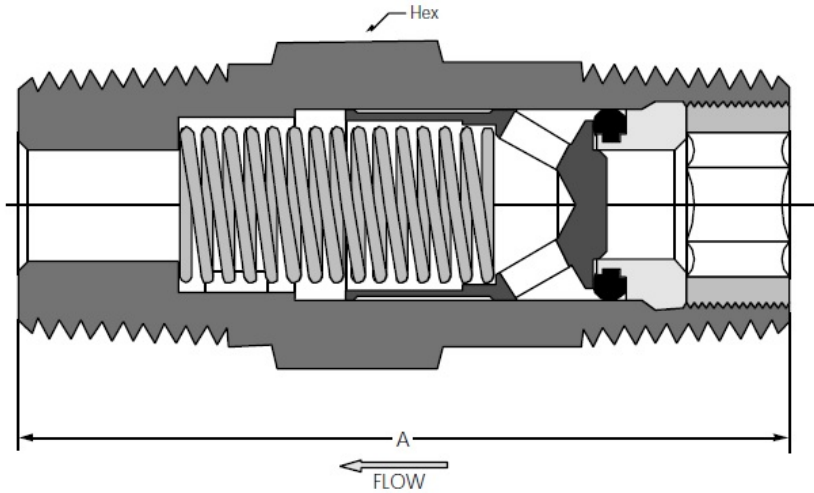
Component	Valve Body Material	
	Brass	Stainless Steel
Body, Poppet, Seat Insert, Locking Screw ¹	Brass, ASTM B16	316 SS, ASTM A479
Spring	302 SS, ASTM A313	
O-Ring Seal ²	Buna-N	Viton™

1 1/4" Brass valves have 316 SS locking screw

2 Lubricated with Krytox™



SERIES OPC ONE PIECE CHECK VALVE



Dimensional/Flow Data

Model Code	Port Configuration		A (inches)	Hex	Cv
	Inlet	Outlet			
OPC-4P	1/4" Male NPT	1/4" Male NPT	1.62	9/16"	0.35
OPC-4MF	1/4" Male NPT	1/4" Female NPT	1.75	3/4"	
OPC-4FF	1/4" Female NPT	1/4" Female NPT	2.41		1.20
OPC-8P	1/2" Male NPT	1/2" Male NPT	2.28	7/8"	
OPC-8MF	1/2" Male NPT	1/2" Female NPT	2.83	1 - 1/16"	

Flow tested in accordance with ISA S75.21 with air. Restrictions in the inlet or outlet piping may reduce flow.

Ordering Information

OPC - 4P SS - V - 1

SERIES

OPC - One Piece Check Valve

PORT CONFIGURATION

4P - 1/4" Male x 1/4" Male

4MF - 1/4" Male x 1/4" Female

4FF - 1/4" Female x 1/4" Female

8P - 1/2" Male x 1/2" Male

8MF - 1/2" Male x 1/2" Female

NPT Threads per ANSI/ASME B1.20.1

MATERIAL CODE

B - Brass

SS - 316 SS

CRACK PRESSURE

.3 - (.1 - .4 Psig) (0.02 bar)

1 - (.5 - 1 Psig) (0.07 bar)

10 - (8 - 12 Psig) (0.7 bar)

25 - (22 - 27 Psig) (1.7 bar)

SEAL MATERIAL

V - Viton™, -10°F to 375°F (-23°C to 190°C)

B - Buna-N, -40°F to 250°F (-40°C to 121°C)

N - Neoprene, -40°F to 300°F (-40°C to 148°C)

EP - Ethylene Propylene, -65°F to 300°F (-54°C to 148°C)

FS - Fluorosilicone, -80°F to 350°F (-62°C to 176°C)

S - Silicone, -70°F to 450°F (-56°C to 232°C)

T - PTFE, -50°F to 350°F (-46°C to 176°C)

PTFE Seal may require back pressure to seal leak tight

OPTIONS

Oxygen cleaning, alternative seals and other thread configurations, consult factory

Note: Viton™ and Krytox™ are trademarks of DuPont.

PROPER COMPONENT SELECTION – When specifying a component, the total system design must be considered to ensure safe and trouble-free performance. Intended component function, materials compatibility, pressure ratings, installation, environment and maintenance are the responsibility of the system designer.



Valves & **BI-Lok** Fittings

www.generant.com

1865 Route 23 South PO Box 768 Butler, New Jersey 07405 973.838.6500 Fax 973.838.4888

**ACV
SERIES**

Description

Compact one piece body, adjustable check/relief valves are available in Brass or 316 Stainless Steel. Available in 1/4" and 1/2" NPT with a wide selection of seal materials. Series ACV valves can be ordered factory "preset and locked" in crack pressures up to 600 Psig. All valves are 100% factory tested and available cleaned & packaged for Oxygen service.

Features

- Compact One Piece Body Construction
- Working Pressures to 3000 Psig (206 bar)
- Adjustable Cracking Pressures from 3 to 600 Psig (0.2 bar to 41.3 bar)
- Fully retained O-Ring Seal
- Full Back Pressure Rating
- Factory Presetting Available
- 100% Factory Tested for Leakage, Crack and Reseal Performance



Technical Data

Cracking Pressure Ranges:

- 3 to 20 Psig (0.2 to 1.4 bar)
- 20 to 65 Psig (1.4 to 4.5 bar)
- 65 to 175 Psig (4.5 to 12.1 bar)
- 175 to 350 Psig (12.1 to 24.1 bar)
- 350 to 600 Psig (24.1 to 41.3 bar)

Maximum Pressure: 3000 Psig @ 100°F (206 bar @ 40°C)

Temperature Rating: -80°F to 375°F (-65°C to 190°C)

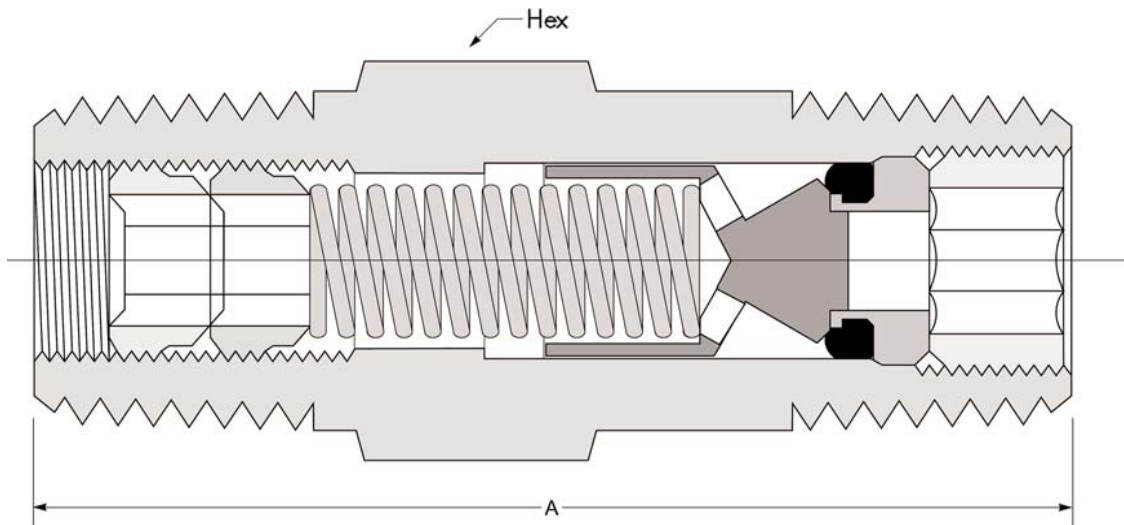
(based on seal selection, see ordering information)

Materials of Construction

Component	Valve Body Material	
	Brass	Stainless Steel
Body, Poppet, Seat Locking Screw, Adjustment Screw, Pressure Locking Screw	Brass, ASTM B16	316 SS, ASTM A479
Spring	302 SS, ASTM A313	
O-Ring Seal ¹	Buna-N	Viton™

¹ Lubricated with Krytox™

SERIES ACV ADJUSTABLE CHECK VALVE



Dimensions

Model Code	Connection Inlet & Outlet	Dimensions		
		A	Hex	Cv
ACV-4P	1/4" Male NPT	1.62"	9/16"	0.35
ACV-4FF	1/4" Female NPT	2.98"	3/4"	
ACV-8P	1/2" Male NPT	2.56"	7/8"	1.20

Flow tested in accordance with ISA S75.21 with air. Restrictions in the inlet or outlet piping may reduce flow. NPT Threads per ASME B1.20.1.

Ordering Information

ACV - 4P B V - 125

SERIES

ACV - Adjustable Check Valve

PORT CONFIGURATION

4P - 1/4" Male NPT x 1/4" Male NPT

4FF - 1/4" Female NPT x 1/4" Female NPT

8P - 1/2" Male NPT x 1/2" Male NPT

MATERIAL CODE

B - Brass

SS - 316 SS

CRACK PRESSURE

(standard pressure ranges)

3 to 20 Psig (0.2 bar to 1.4 bar)

20 to 65 Psig (1.4 bar to 4.5 bar)

65 to 175 Psig (4.5 bar to 12.1 bar)

175 to 350 Psig (12.1 bar to 24.1 bar)

350 to 600 Psig (24.1 bar to 41.3 bar)

May be ordered factory preset to your specifications
Specify Cracking Pressure, Example ACV-4PB-V-125

SEAL MATERIAL

V - Viton™, -10°F to 375°F (-23°C to 190°C)

B - Buna-N, -40°F to 250°F (-40°C to 121°C)

N - Neoprene, -40°F to 300°F (-40°C to 148°C)

EP - Ethylene Propylene, -65°F to 300°F (-54°C to 148°C)

FS - Fluorosilicone, -80°F to 350°F (-62°C to 176°C)

S - Silicone, -70°F to 450°F (-56°C to 232°C)

T - PTFE, -50°F to 350°F (-46°C to 176°C)

PTFE Seal may require back pressure to seal leak tight

* - EP has a max set pressure of 400 Psig (27.6 bar)

OPTIONS

Oxygen cleaning, alternative seals and other thread configurations, consult factory

Note: Viton™ and Krytox™ are trademarks of DuPont.

PROPER COMPONENT SELECTION – When specifying a component, the total system design must be considered to ensure safe and trouble-free performance. Intended component function, materials compatibility, pressure ratings, installation, environment and maintenance are the responsibility of the system designer.



www.generant.com

1865 Route 23 South PO Box 768 Butler, New Jersey 07405 973.838.6500 Fax 973.838.4888

ICV
SERIES

Description

A compact, inline, direct acting poppet check valve suitable for pressure and vacuum applications. Bubble tight sealing is achieved by a line of contact between a precision machined seat and a standard elastomer O-ring with minimum differential pressure, regardless of mounting attitude. Floating poppet and fluted retainer design provides laminar flow. Metal to metal positive stop ensures long service life.

Technical Data

- Nominal Crack Pressures: .15, 1 & 3 Psig (0.01, 0.07 & 0.21 bar)
- Proof Pressure: 1200 Psig (83 bar)
- Operating Pressure Range: Vacuum - 800 Psig (55 bar)
- Leakage: Zero @ > 0.5 Psig Back Pressure (0.03 bar)
- Temperature Rating:
-80°F to 375°F (-62°C to 190°C)
based on seal material



Materials of Construction

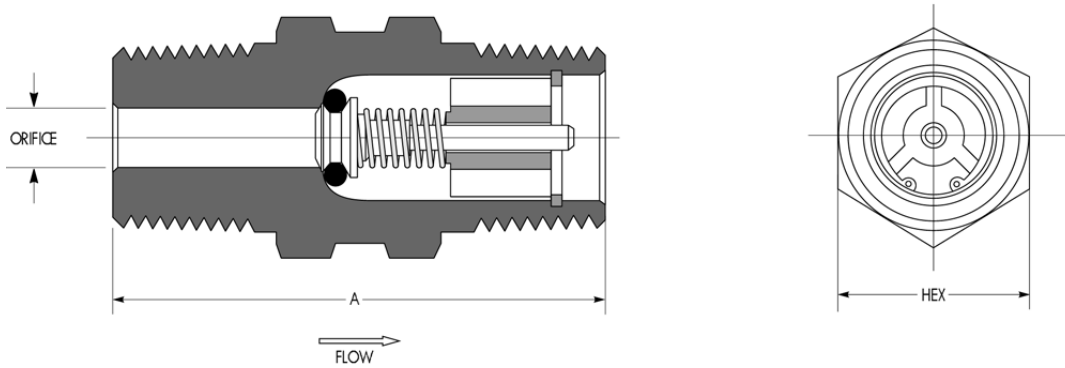
Component	Valve Body Material	
	Brass	Stainless Steel ¹
Body, Poppet	Brass, ASTM B16	316 SS, ASTM A479
Spring Retainer	Brass, ASTM B16 ²	316 SS, ASTM A479
Spring	302 SS, ASTM A313	
O'Ring ³	Buna-N	Viton™
Retaining Ring	Zinc Plated Carbon Steel	Stainless Steel

1 Stainless Steel available in 1/8", 1/4", 3/8" & 1/2" Male x Male only

2 1/8" & 1/4" Brass valves have 316SS retainer

3 Lubricated with Krytox™

SERIES ICV INLINE CHECK VALVE



Dimensional/Flow Data

Pipe Size (NPT)	Port Configuration		A (inches)	HEX	Orifice (inches)	Cv	Flow at Max Psid ¹ (SCFM)
	Inlet	Outlet					
1/8"	Male	Male	1.312	1/2"	.140	0.4	7.2
	Female	Female	1.687				
	Female	Male	1.437				
1/4"	Male	Male	1.592	5/8"	.193	0.8	14.3
	Female	Female	1.937	3/4"			
	Female	Male	1.500				
3/8"	Male	Male	1.610	3/4"	.270	1.2	21.5
1/2"	Male	Male	2.140	7/8"	.327	2.0	35.5
3/4"	Male	Male	2.160	1 - 1/8"	.467	5.0	90.0

1. Maximum allowable pressure drop 15 Psid.

Flow tested in accordance with ISA S75.02 with air. Restrictions in the inlet or outlet piping may reduce flow.

Ordering Information

ICV - FF - 250 B - V - 1

SERIES
ICV - Inline Check Valve

PORT CONFIGURATION
MM - Male x Male (Standard/Omit)
FF - Female x Female (1/8" & 1/4" brass only)
FM - Female x Male (1/8" & 1/4" brass only)

PIPE SIZE (NPT)
125 - 1/8"
250 - 1/4"
375 - 3/8"
500 - 1/2"
750 - 3/4" (brass only)
NPT threads per ANSI/ASME B1.20.1

CRACK PRESSURE
.15 - (.1-4 Psig) (0.01 bar)
1 - (.5 - 1 Psig) (0.07 bar)
3 - (2-4 Psig) (0.21 bar)

SEAL MATERIAL
V - Viton™, -10°F to 375°F (-23°C to 190°C)
B - Buna-N, -40°F to 250°F (-40°C to 121°C)
N - Neoprene, -40°F to 250°F (-40°C to 121°C)
EP - Ethylene Propylene, -65°F to 300°F (-54°C to 148°C)
FS - Fluorosilicone, -80°F to 350°F (-62°C to 176°C)
S - Silicone, -65°F to 400°F (-54°C to 205°C)

MATERIAL CODE
B - Brass
SS - 316 SS

Note: Viton™ and Krytox™ are trademarks of DuPont.

OPTIONS
Oxygen cleaning, alternative seals and other thread configurations, consult factory

PROPER COMPONENT SELECTION – When specifying a component, the total system design must be considered to ensure safe and trouble-free performance. Intended component function, materials compatibility, pressure ratings, installation, environment and maintenance are the responsibility of the system designer.

GENERANT
Valves & *BJ-Lok* Fittings

www.generant.com

1865 Route 23 South PO Box 768 Butler, New Jersey 07405 973.838.6500 Fax 973.838.4888

HIGH PRESSURE CHECK VALVE
1/4" and 1/2" NPT
10,000 Psig (690 Bar)

HPCV

SERIES

Description

Series HPCV is a High Pressure, One-Piece Body, Zero Leak, Check Valve for High Pressure and Severe Service applications. The unique design features a fully retained encapsulated O-ring seal with metal to metal backup for long service life. Available in Brass, 316 and 17-4 PH Stainless Steel to 10,000 psig.

Features

- One-Piece Body Design
- Encapsulated Seal with Metal Backup
- Self Purging Design prevents leakage
- Increasing Pressure Increases Sealing Efficiency

Technical Data

Maximum Operating Pressure @ 100° F

Body Material	Operating Pressure Psig (Bar)	Proof Pressure Psig (Bar)
Brass	5000 (345)	7500 (517)
316 Stainless	6000 (413)	10000 (690)
17-4 PH Stainless	10000 (690)	15000 (1034)

Minimum Burst Pressure: Greater than 3 times Operating Pressure

Leakage:

Elastomeric Seals: Zero @ 1.0 Psig (0.07 Bar) to Proof
 Teflon Seals: Zero @ 75 Psig (5.2 Bar) to Proof

Nominal Crack Pressure: 2 - 5 Psig (0.14 - 0.34 Bar)

Temperature Range:

Seal Dependent (see How to Order)

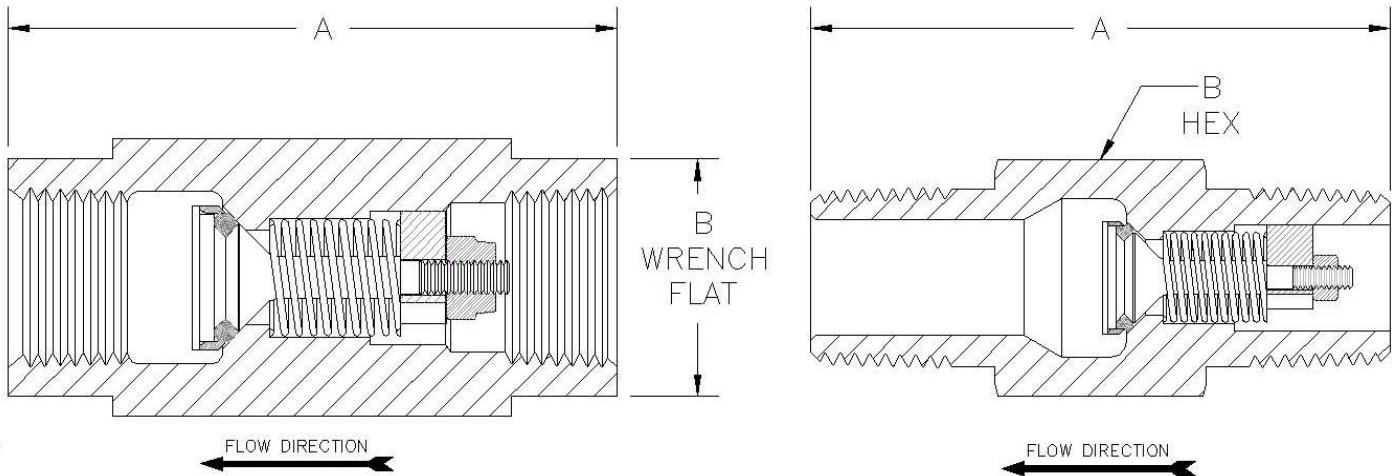
Materials of Construction

Component	Valve Body Materials		
	Brass	316 Stainless Steel	17-4 PH Stainless Steel
Valve Body	Brass, ASTM B16	316SS, ASTM A479	17-4 PH SS, ASTM A564, Heat Treated to H1150D
Stem			17-4 PH SS, ASTM A564
Spring Retainer			303 SS, ASTM A582
O-Ring Shroud	303 SS, ASTM A582		
Spring	302 SS, ASTM A313		
Locknut	Corrosion Resistant Austenitic Steel (CRES)		
O-Ring	Buna-N, Teflon® or Viton®		

O-rings are lubricated with Krytox®



HIGH PRESSURE CHECK VALVE

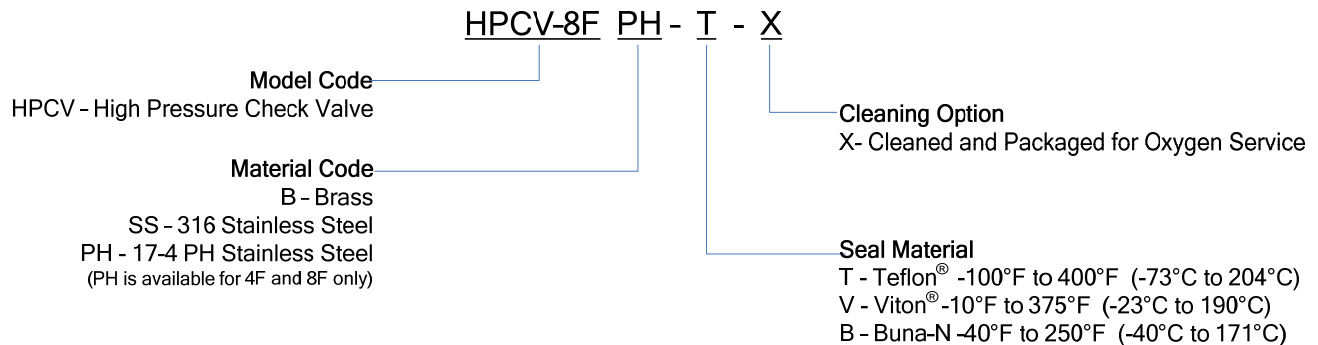


Dimensional Data

Model Code	Port Configuration		Flow Coefficient, Cv	Dimensions in inches (mm)	
	Inlet	Outlet		OAL	Hex Size ¹
HPCV-4F	1/4" Female NPT		0.69	2.00 (50.8)	3/4 (19.05)
HPCV-8F	1/2" Female NPT		2.63	2.89 (73.4)	1-1/8 (28.58)
HPCV-4P	1/4" Male NPT		0.32	1.82 (46.23)	5/8 (15.88)
HPCV-8P	1/2" Male NPT		1.83	2.75 (69.85)	1 (25.4)

Note: Dimensions are in inches (millimeters), for reference only and subject to change.
 Flow Coefficient stated with Nitrogen and 2 - 5 Psig Nominal Spring.
¹ Female x Female Configuration made from Round Stock with Wrench Flats.
 NPT Threads per ASME B1.20.1

How To Order



For additional configurations consult factory.

Krytox®, Teflon® and Viton® are registered trade marks of DuPont.

PROPER COMPONENT SELECTION – When specifying a component, the total system design must be considered to ensure safe and trouble-free performance. Intended component function, materials compatibility, pressure ratings, installation, environment and maintenance are the responsibility of the system designer.



www.generant.com

1865 Route 23 South PO Box 768 Butler, New Jersey 07405 973.838.6500 Fax 973.838.4888

DCV

SERIES

Description

The DCV Series' unique Floating Acetal Copolymer Disc design allows for a positive bubble tight seal with as low as one inch of water crack pressure. Rated for service up to 500 Psig, the DCV Series is available with many standard elastomer seal options, making it a versatile choice for many low pressure applications. DCV Series valves can be ordered cleaned for Oxygen service.

Features

- Ideal for High Cycling Applications
- Quick Acting: less than 10 milliseconds to seal from reversing flow
- No Spring: valve is operated solely by the flow of the media
- Bubble tight closure from zero to 500 Psig



Technical Data

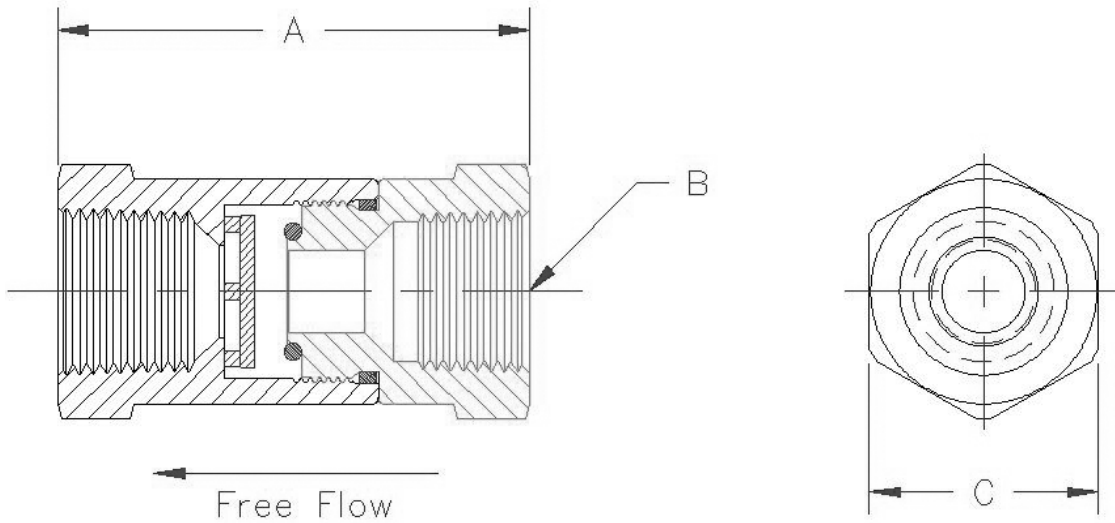
Maximum Pressure: 500 Psig
 Cracking Pressure: <1" H₂O
 Flow Coefficient (Cv):
 1/8" & 1/4" – 0.80
 3/8" – 1.35
 Temperature Rating: -40°F to 210°F (-40° to 100°C)
 (based on seal selection, see ordering information)

Materials of Construction

Component	Valve Body Material
Body, End Cap	Brass, ASTM B16
Poppet Disc	Acetal Copolymer
O-Ring ¹	Viton™(standard)

¹ Lubricated with Krytox™

SERIES DCV DISC CHECK VALVE



Dimensions

Model Code	A	B	C
DCV-125B	1 – 5/8"	1/8" NPT	11/16"
DCV-250B	1 – 15/16"	1/4" NPT	3/4"
DCV-375B	1 – 15/16"	3/8" NPT	15/16"

Ordering Information

DCV - 250 B - V

SERIES

DCV - Disc Check Valve

PIPE SIZE (NPT)

125 - 1/8" Female x Female

250 - 1/4" Female x Female

375 - 3/8" Female x Female

MATERIAL CODE

B - Brass

SS - 316 SS

SEAL MATERIAL

V - Viton™, -10°F to 210°F (-23°C to 100°C)

B - Buna-N, -40°F to 210°F (-40°C to 100°C)

EP - Ethylene Propylene, -40°F to 210°F (-40°C to 100°C)

S - Silicone, -40°F to 210°F (-40°C to 100°C)

OPTIONS

Oxygen cleaning, alternative seals and other thread configurations, consult factory

Note: Viton™ and Krytox™ are trademarks of DuPont.

PROPER COMPONENT SELECTION – When specifying a component, the total system design must be considered to ensure safe and trouble-free performance. Intended component function, materials compatibility, pressure ratings, installation, environment and maintenance are the responsibility of the system designer.



www.ipapsa.mx

55.53.08.01.48 • contacto@ipapsa.mx